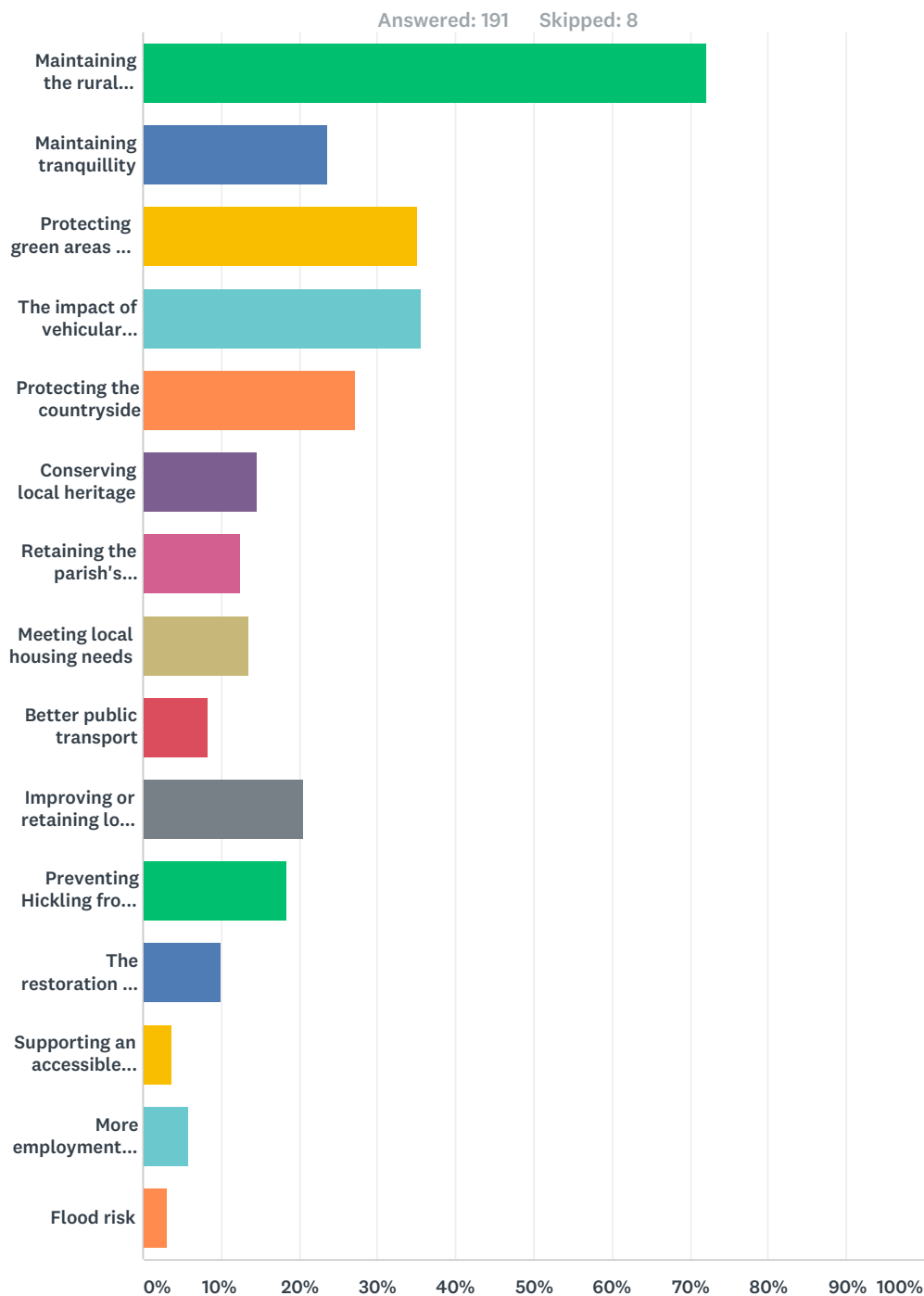


Q1 What are the THREE most important issues for the Neighbourhood Plan?

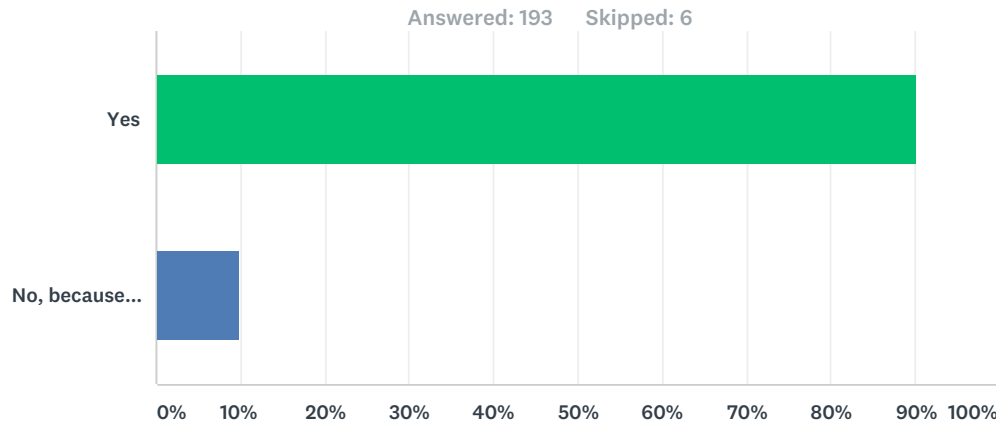


Answer Choices	Responses	
Maintaining the rural character of the area	72.25%	138
Maintaining tranquillity	23.56%	45
Protecting green areas of the parish	35.08%	67
The impact of vehicular traffic on parish life	35.60%	68
Protecting the countryside	27.23%	52
Conserving local heritage	14.66%	28
Retaining the parish's agricultural links	12.57%	24

Hickling and Hickling Pastures Neighbourhood Plan

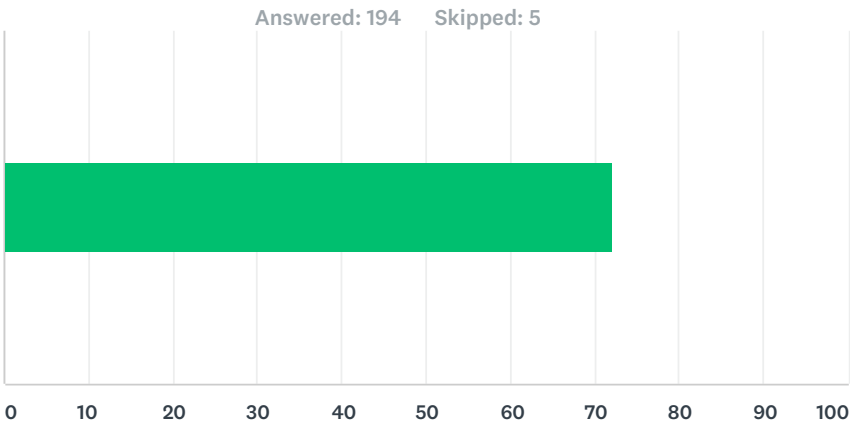
Meeting local housing needs	13.61%	26
Better public transport	8.38%	16
Improving or retaining local services and facilities	20.42%	39
Preventing Hickling from becoming a dormitory village	18.32%	35
The restoration of the Grantham Canal	9.95%	19
Supporting an accessible countryside	3.66%	7
More employment opportunities for local people	5.76%	11
Flood risk	3.14%	6
Total Respondents: 191		

Q2 Do you agree with these objectives?



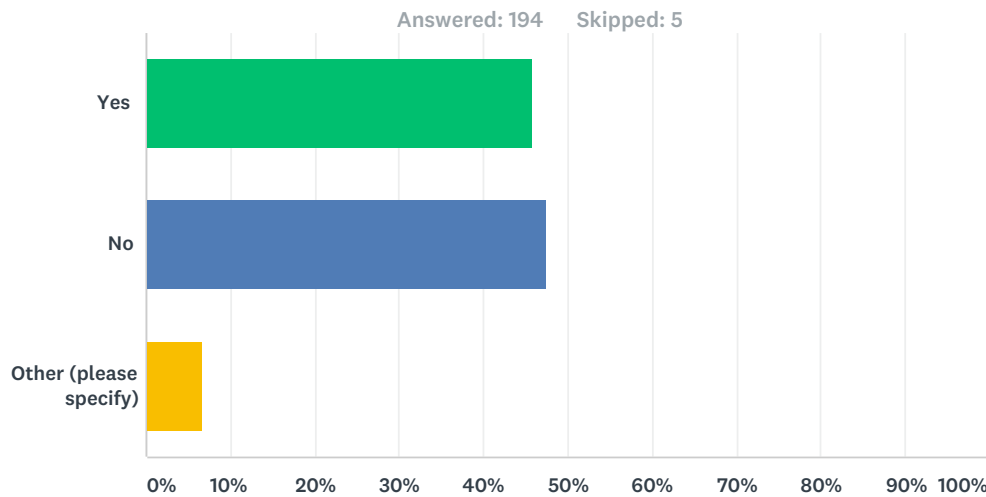
Answer Choices	Responses	
Yes	90.16%	174
No, because...	9.84%	19
TOTAL		193

**Q3 On a scale of 0-100, how tranquil is the area where you live?
(100=very tranquil)**



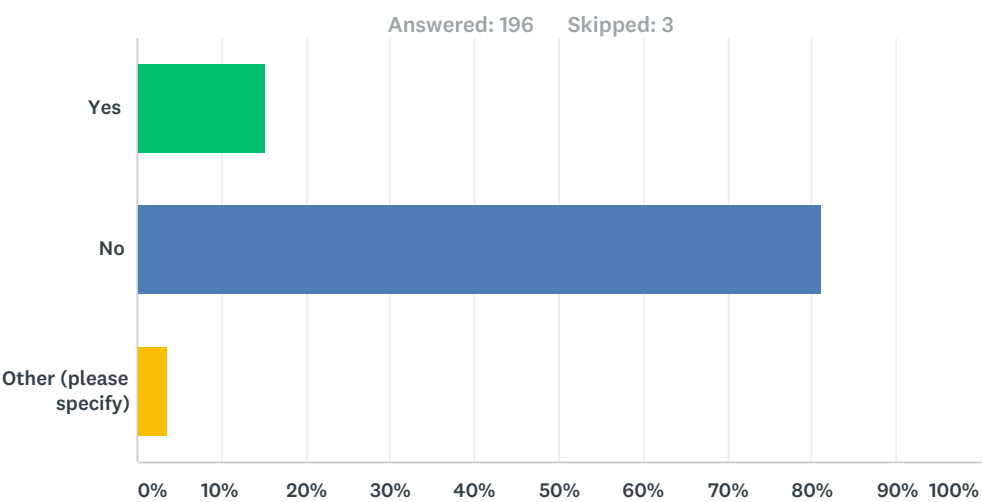
Answer Choices	Average Number	Total Number	Responses
	72	14,016	194
Total Respondents: 194			

Q4 Do you have concerns about noise pollution in your locality?



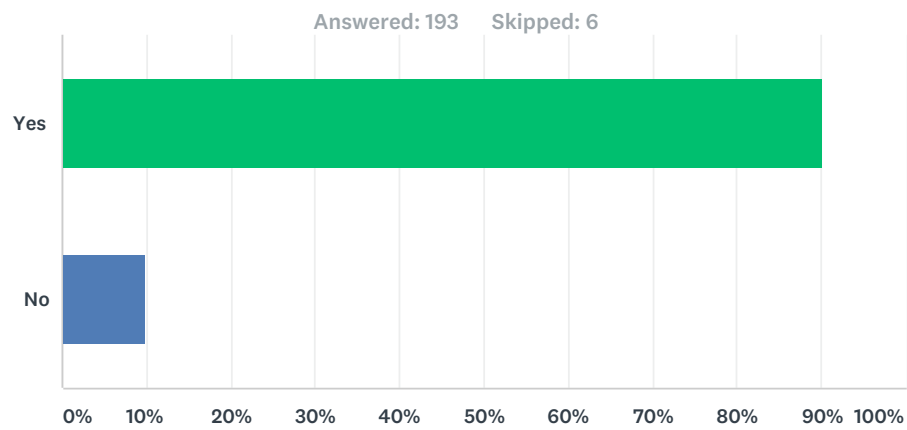
Answer Choices	Responses	
Yes	45.88%	89
No	47.42%	92
Other (please specify)	6.70%	13
TOTAL		194

Q5 Do you have concerns about light pollution in your locality?



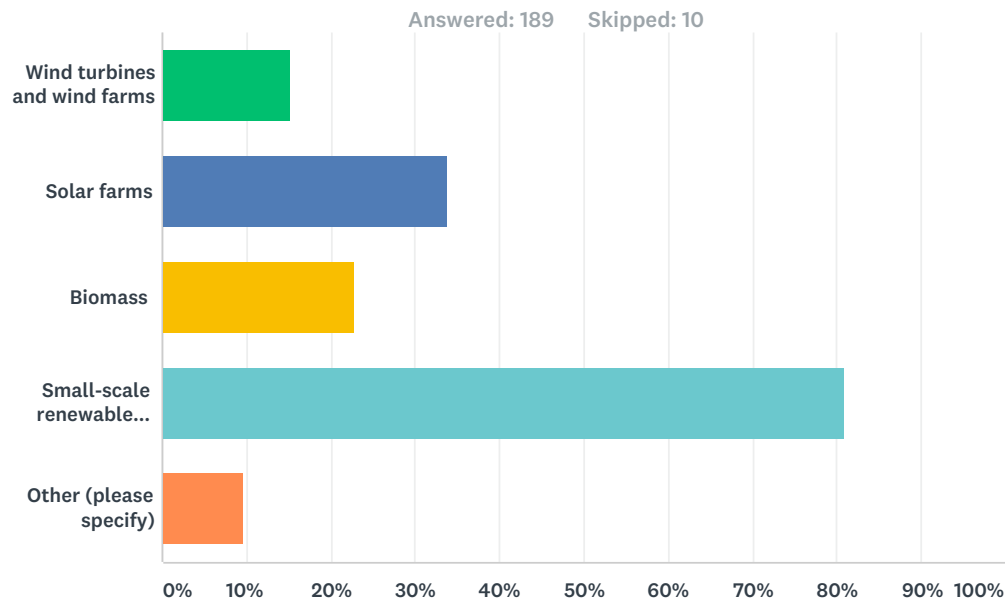
Answer Choices	Responses	
Yes	15.31%	30
No	81.12%	159
Other (please specify)	3.57%	7
TOTAL		196

Q6 Do you think that our Neighbourhood Plan should identify, protect and where possible enhance local biodiversity?



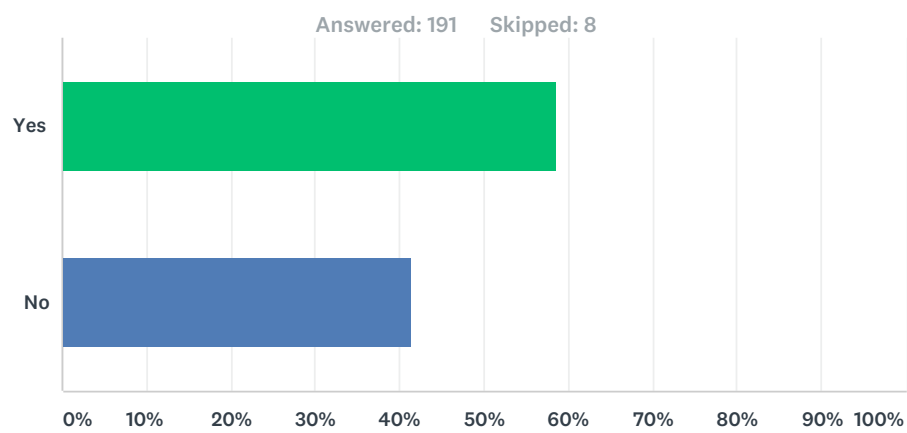
Answer Choices	Responses	
Yes	90.16%	174
No	9.84%	19
TOTAL		193

Q7 Which of the following renewable energy developments would you support in Hickling Parish?(Please select all the options that apply)



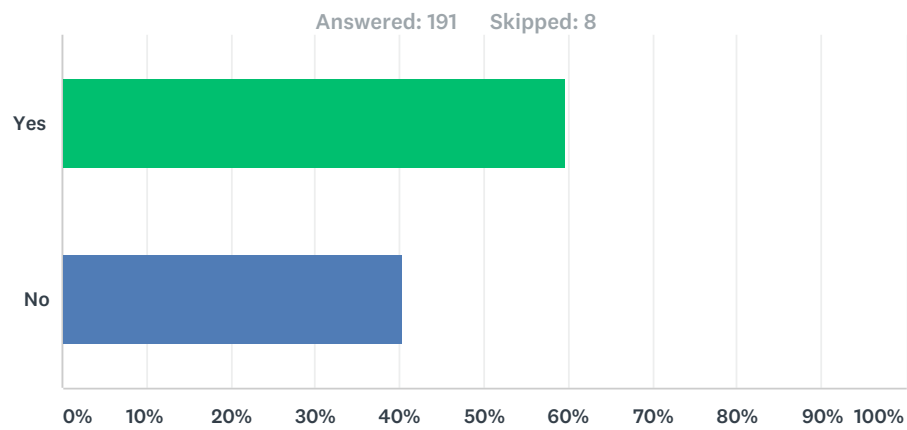
Answer Choices	Responses	
Wind turbines and wind farms	15.34%	29
Solar farms	33.86%	64
Biomass	22.75%	43
Small-scale renewable energy technologies integrated with new buildings or fitted to existing buildings	80.95%	153
Other (please specify)	9.52%	18
Total Respondents: 189		

Q8 Should we encourage the restoration of the Grantham Canal to make it navigable for boats?



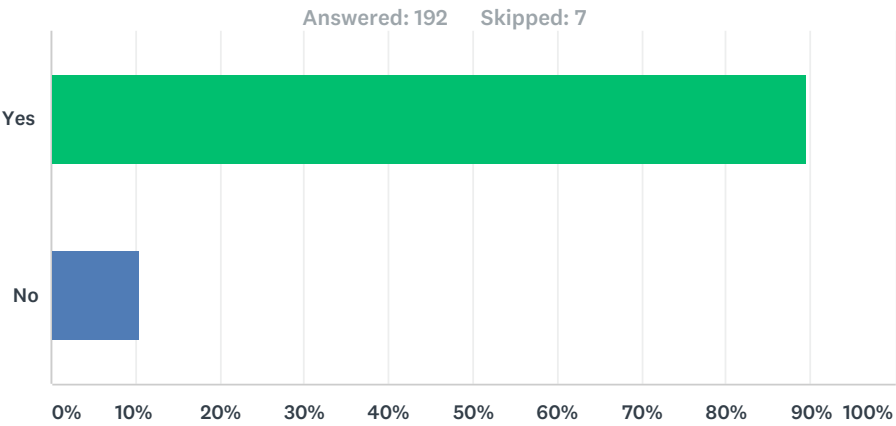
Answer Choices	Responses	
Yes	58.64%	112
No	41.36%	79
TOTAL		191

Q9 Should Hickling Basin become a focal point for visits to the Grantham Canal?



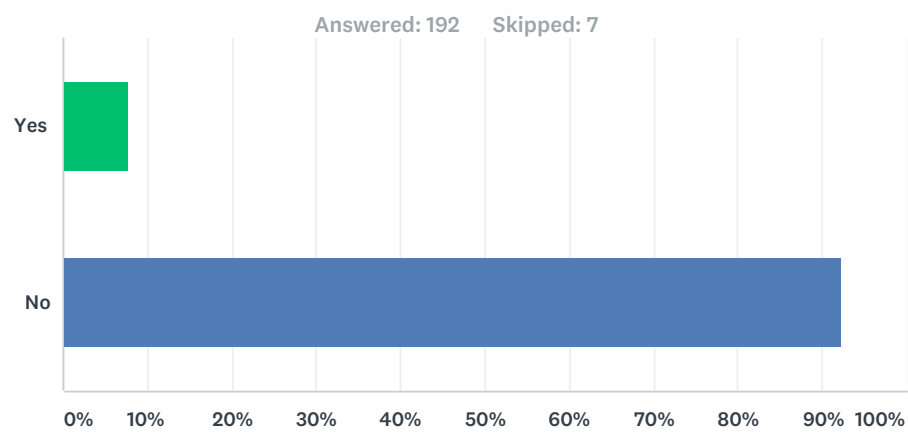
Answer Choices	Responses	
Yes	59.69%	114
No	40.31%	77
TOTAL		191

Q10 Should the Grantham Canal be promoted as a route for walking, cycling and nature conservation?



Answer Choices	Responses	
Yes	89.58%	172
No	10.42%	20
TOTAL		192

Q11 Should we discourage people from using the Grantham Canal?

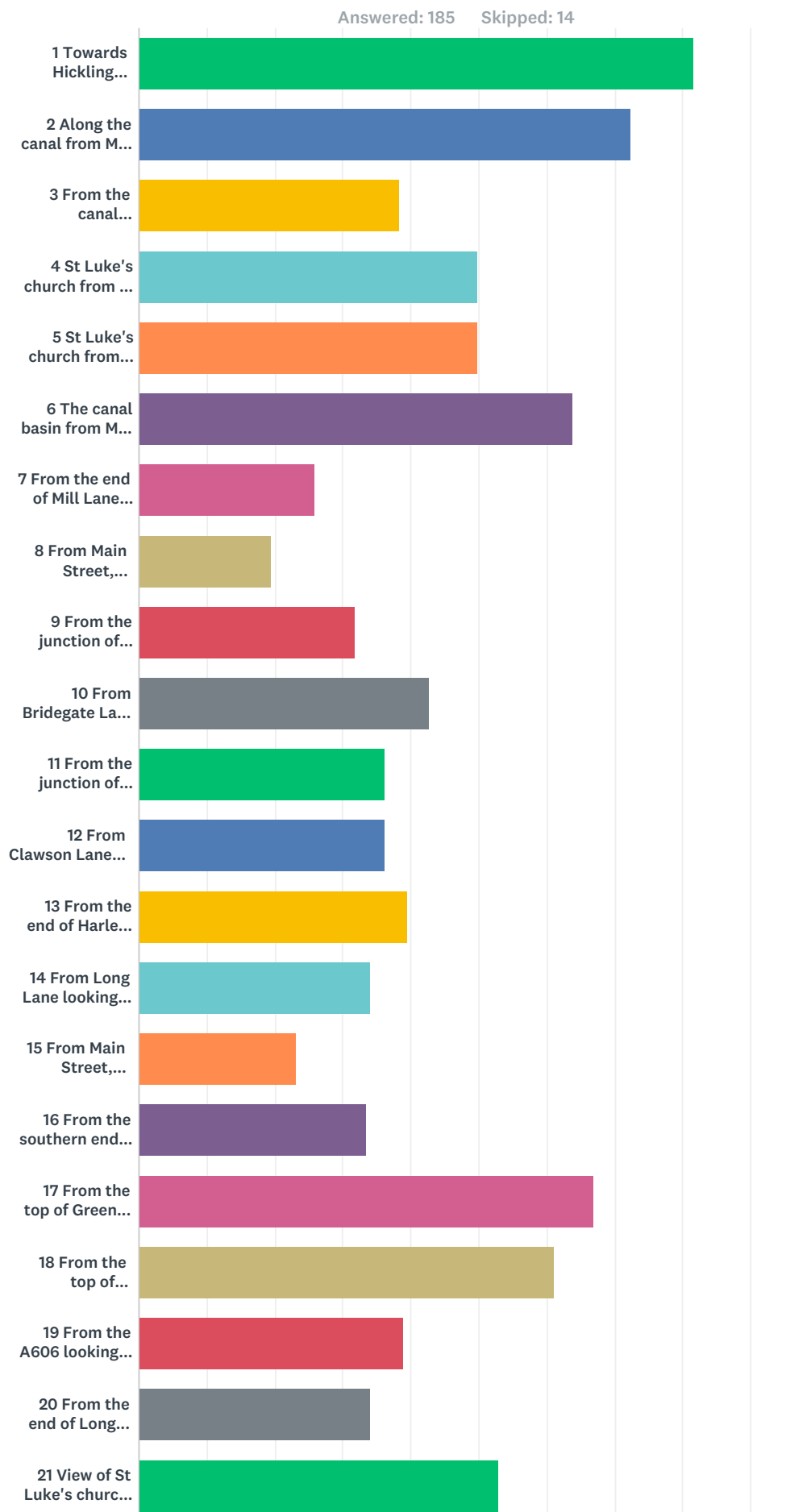


Answer Choices	Responses	
Yes	7.81%	15
No	92.19%	177
TOTAL		192

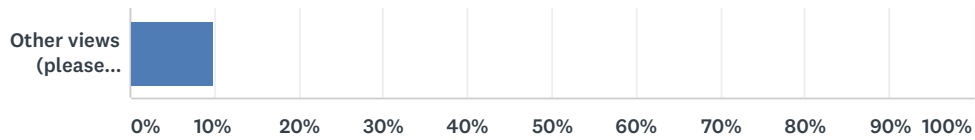
Q12 Do you have any other comments or concerns relating to the Grantham Canal?

Answered: 75 Skipped: 124

Q13 Which local views do value? (Please select all the options that apply)

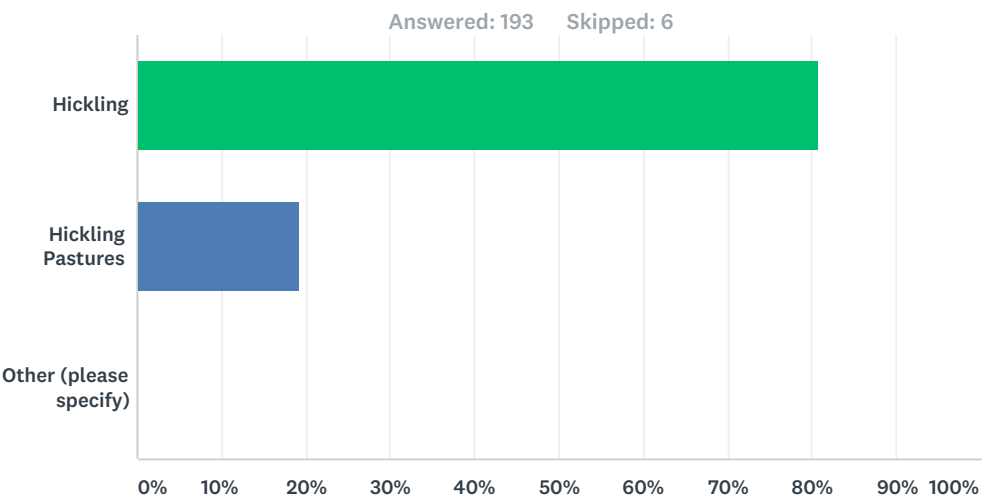


Hickling and Hickling Pastures Neighbourhood Plan



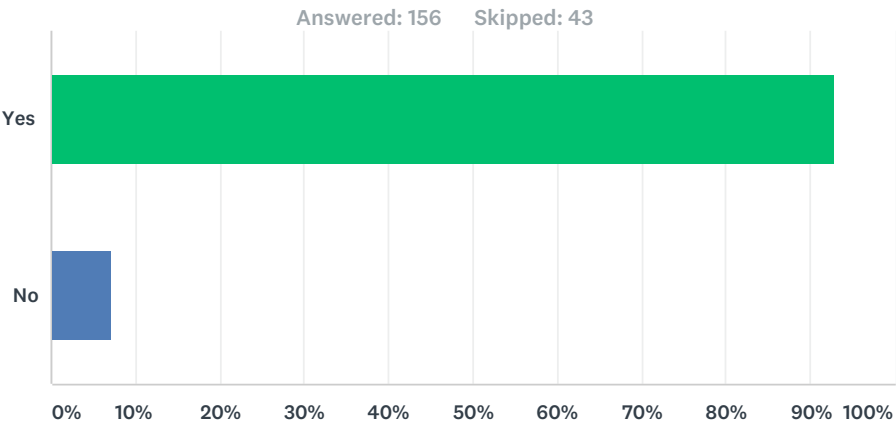
Answer Choices	Responses	
1 Towards Hickling village from Standard Hill	81.62%	151
2 Along the canal from Main Street	72.43%	134
3 From the canal northwards towards Colston Bassett	38.38%	71
4 St Luke's church from the canal	49.73%	92
5 St Luke's church from Main Street	49.73%	92
6 The canal basin from Main Street	63.78%	118
7 From the end of Mill Lane looking westwards	25.95%	48
8 From Main Street, opposite The Old Rectory, looking westwards	19.46%	36
9 From the junction of Bridegate Lane and Main Street looking north-west	31.89%	59
10 From Bridegate Lane looking south	42.70%	79
11 From the junction of Clawson Lane and Main Street looking westwards	36.22%	67
12 From Clawson Lane looking north and south along Dalby Brook	36.22%	67
13 From the end of Harles Acres looking eastwards	39.46%	73
14 From Long Lane looking westwards	34.05%	63
15 From Main Street, opposite The Yews, looking eastward	23.24%	43
16 From the southern end of Main Street, near Elm House, looking southwards	33.51%	62
17 From the top of Green Lane looking towards Hickling and The Standard	67.03%	124
18 From the top of Bridgegate Lane looking north-eastwards towards Colston Bassett	61.08%	113
19 From the A606 looking eastwards	38.92%	72
20 From the end of Long Lane looking eastwards	34.05%	63
21 View of St Luke's church from Main Street	52.97%	98
Other views (please specify)	9.73%	18
Total Respondents: 185		

Q14 Where do you live?



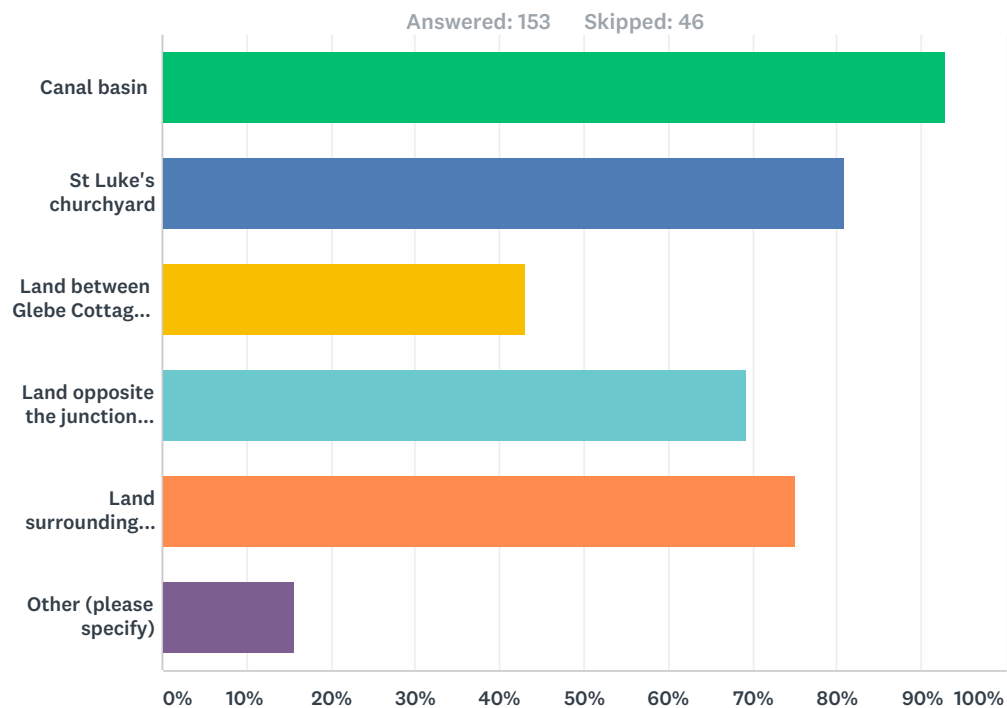
Answer Choices	Responses	
Hickling	80.83%	156
Hickling Pastures	19.17%	37
Other (please specify)	0.00%	0
TOTAL		193

Q15 Do you agree that the Neighbourhood Plan should protect ancient trees and trees of good arboricultural or amenity value?



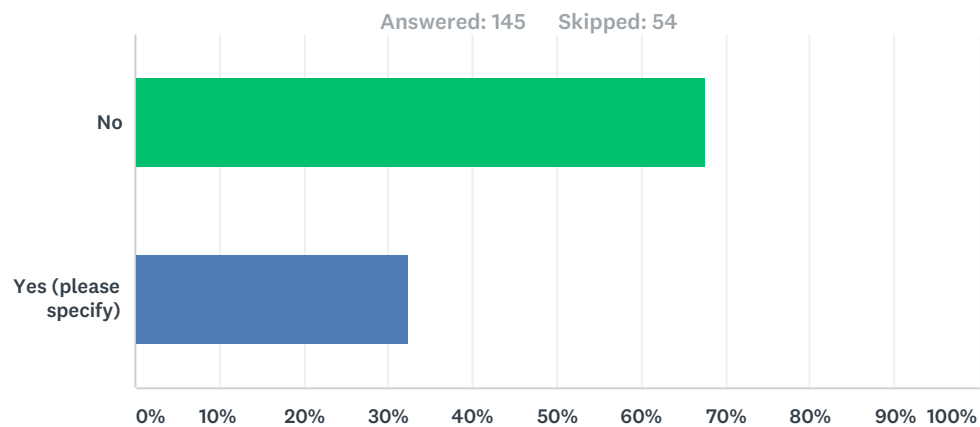
Answer Choices	Responses	
Yes	92.95%	145
No	7.05%	11
TOTAL		156

Q16 Which of the following should be identified as a Local Green Space? (Please select all the options that apply)



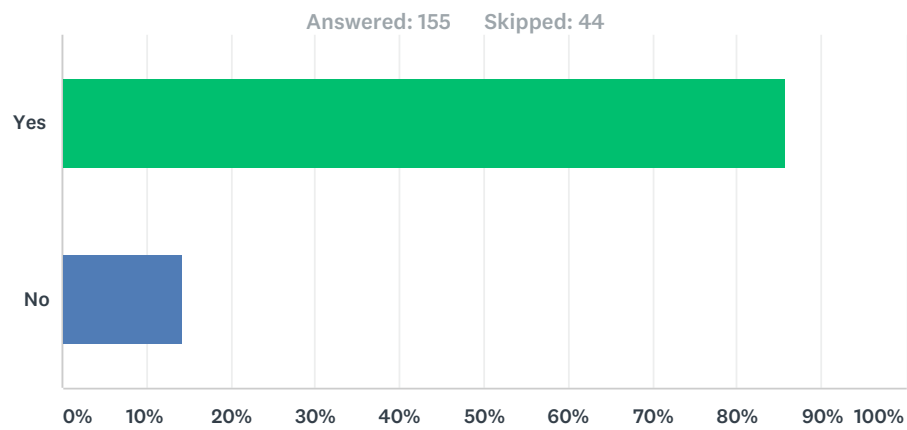
Answer Choices	Responses	
Canal basin	92.81%	142
St Luke's churchyard	81.05%	124
Land between Glebe Cottage and Waterlane Farm	43.14%	66
Land opposite the junction of Clawson Lane and Main Street	69.28%	106
Land surrounding Walker's Green	75.16%	115
Other (please specify)	15.69%	24
Total Respondents: 153		

Q17 In addition to the conservation area and listed buildings, should our Neighbourhood Plan identify other buildings for protection?



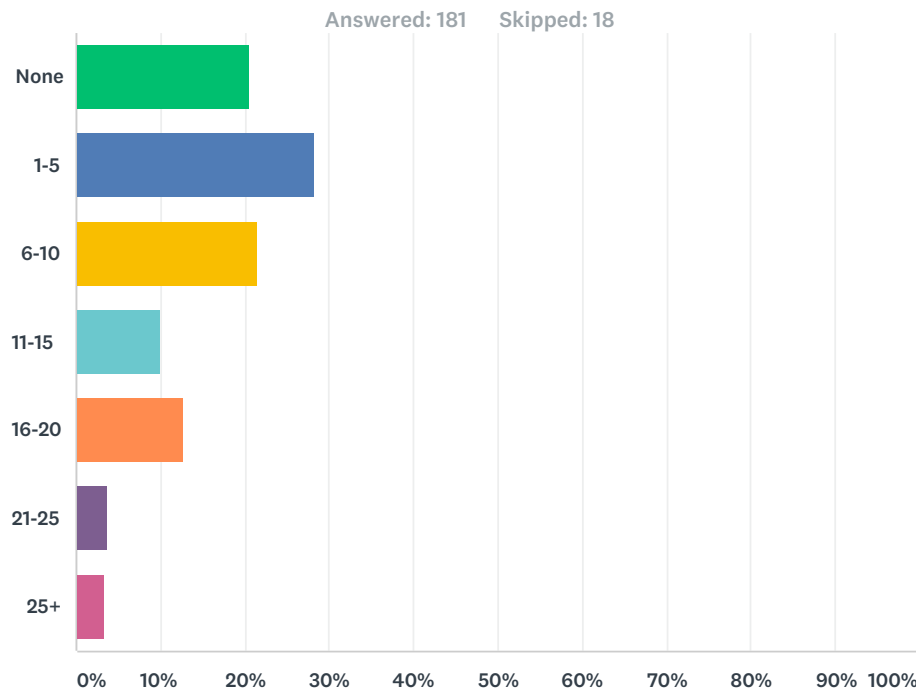
Answer Choices	Responses	
No	67.59%	98
Yes (please specify)	32.41%	47
TOTAL		145

Q18 Do you think that our Neighbourhood Plan should include guidance on the design of new buildings?



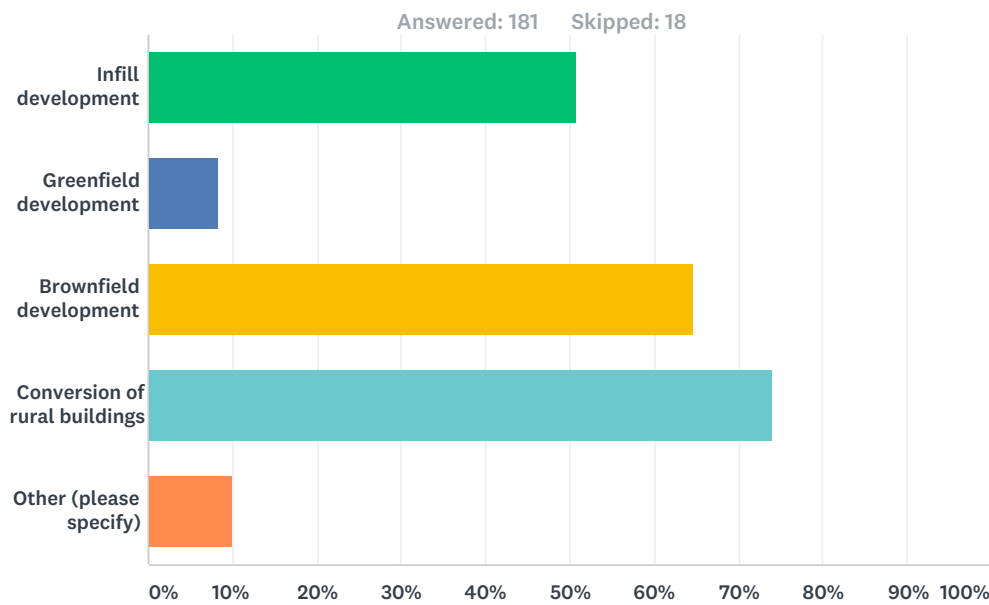
Answer Choices	Responses	
Yes	85.81%	133
No	14.19%	22
TOTAL		155

Q19 How many new homes should we plan for?



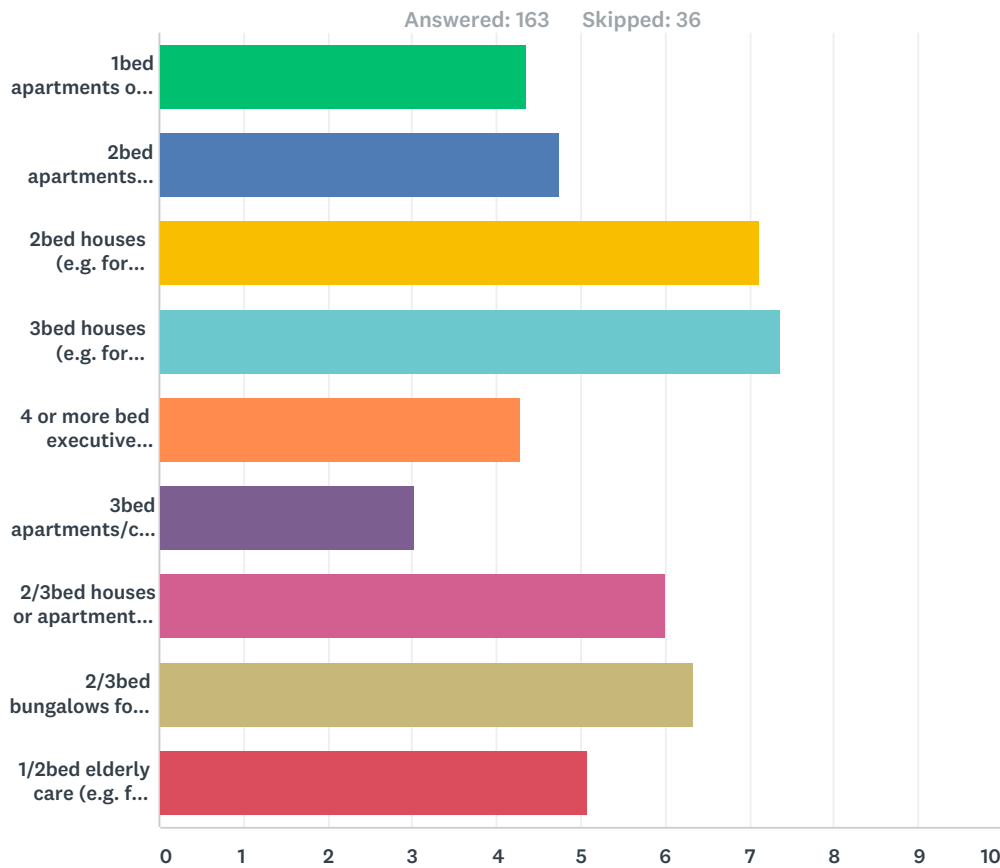
Answer Choices	Responses	
None	20.44%	37
1-5	28.18%	51
6-10	21.55%	39
11-15	9.94%	18
16-20	12.71%	23
21-25	3.87%	7
25+	3.31%	6
TOTAL		181

Q20 How should we plan for housing growth? (Please select all the options that apply)



Answer Choices	Responses	
Infill development	50.83%	92
Greenfield development	8.29%	15
Brownfield development	64.64%	117
Conversion of rural buildings	74.03%	134
Other (please specify)	9.94%	18
Total Respondents: 181		

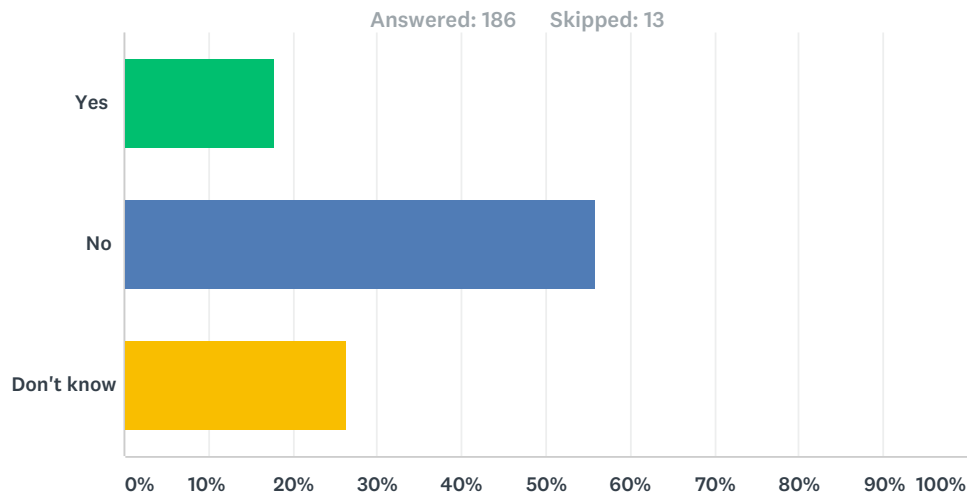
Q21 What are the priorities for housing in the parish? (1= top priority)



Hickling and Hickling Pastures Neighbourhood Plan

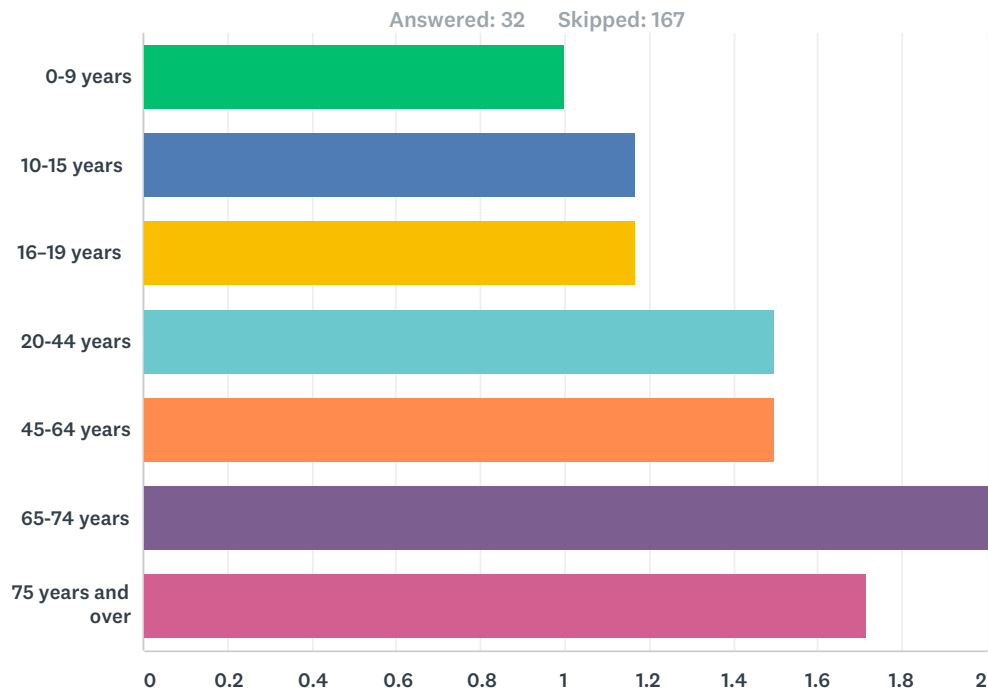
3bed apartments/cluster (e.g. for young people/students sharing at start of housing ladder, extended older families, non-traditional household groups)	0.00% 0	4.31% 5	5.17% 6	1.72% 2	8.62% 10	12.07% 14	16.38% 19	30.17% 35	21.55% 25	116	3.03
2/3bed houses or apartments for downsizing older people	9.01% 10	16.22% 18	19.82% 22	16.22% 18	14.41% 16	12.61% 14	8.11% 9	3.60% 4	0.00% 0	111	6.01
2/3bed bungalows for downsizing older people	10.43% 12	22.61% 26	21.74% 25	16.52% 19	7.83% 9	10.43% 12	6.96% 8	1.74% 2	1.74% 2	115	6.33
1/2bed elderly care (e.g. for older frail elderly singles)	6.56% 8	9.02% 11	12.30% 15	13.93% 17	18.03% 22	12.30% 15	15.57% 19	9.02% 11	3.28% 4	122	5.08

Q22 Does your household as a whole, or anyone in your current household, expect to need to move within the Parish within the next ten years?



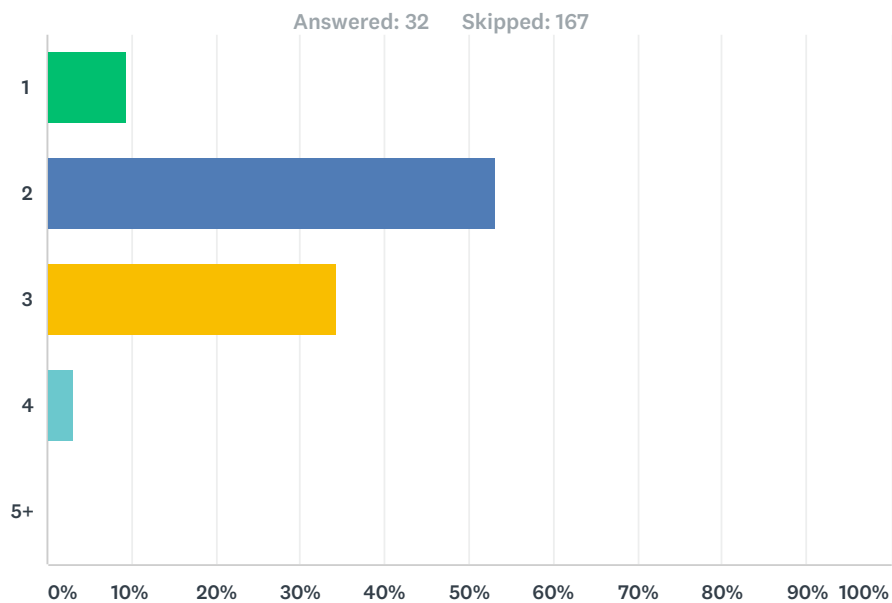
Answer Choices	Responses	
Yes	17.74%	33
No	55.91%	104
Don't know	26.34%	49
TOTAL		186

Q23 How many people of each age group are there in the household that expects to move?



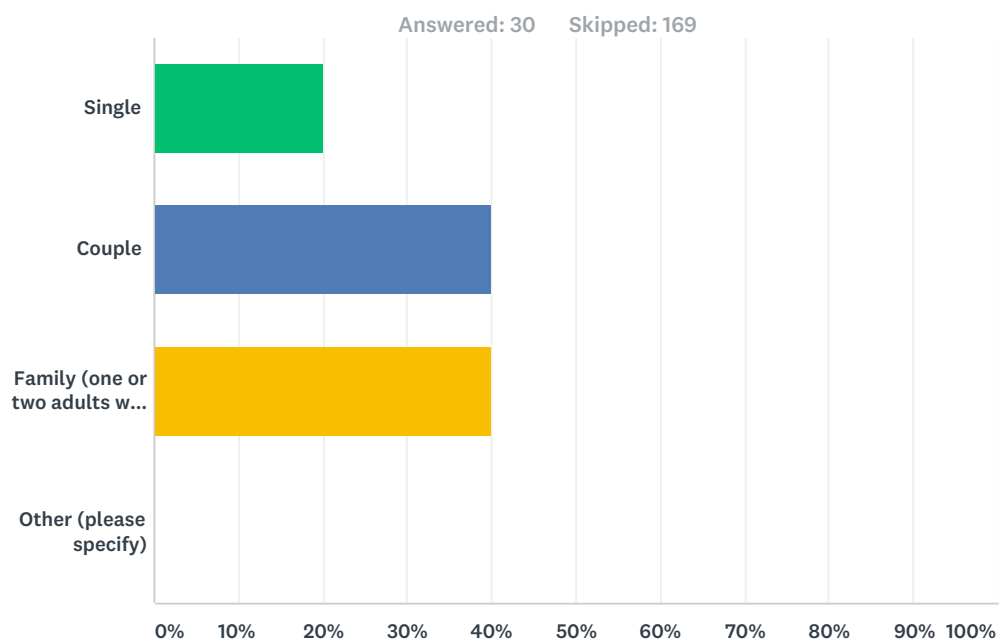
Answer Choices	Average Number	Total Number	Responses
0-9 years	1	5	5
10-15 years	1	14	12
16-19 years	1	7	6
20-44 years	2	18	12
45-64 years	2	3	2
65-74 years	2	10	5
75 years and over	2	12	7
Total Respondents: 32			

Q24 How many bedrooms would that household expect to need?



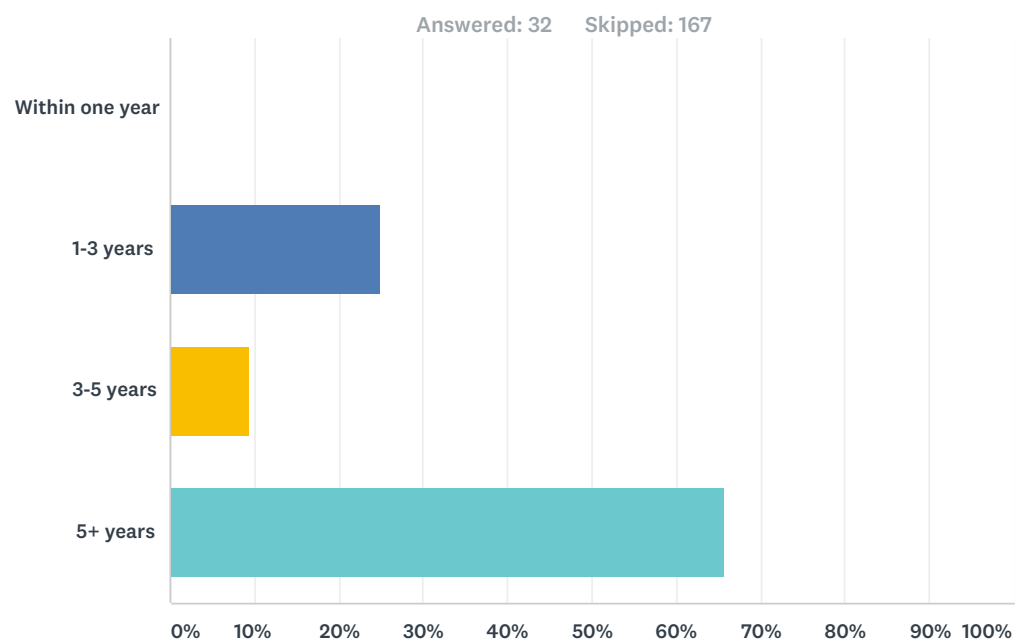
Answer Choices	Responses	
1	9.38%	3
2	53.13%	17
3	34.38%	11
4	3.13%	1
5+	0.00%	0
TOTAL		32

Q25 How would you describe this household?



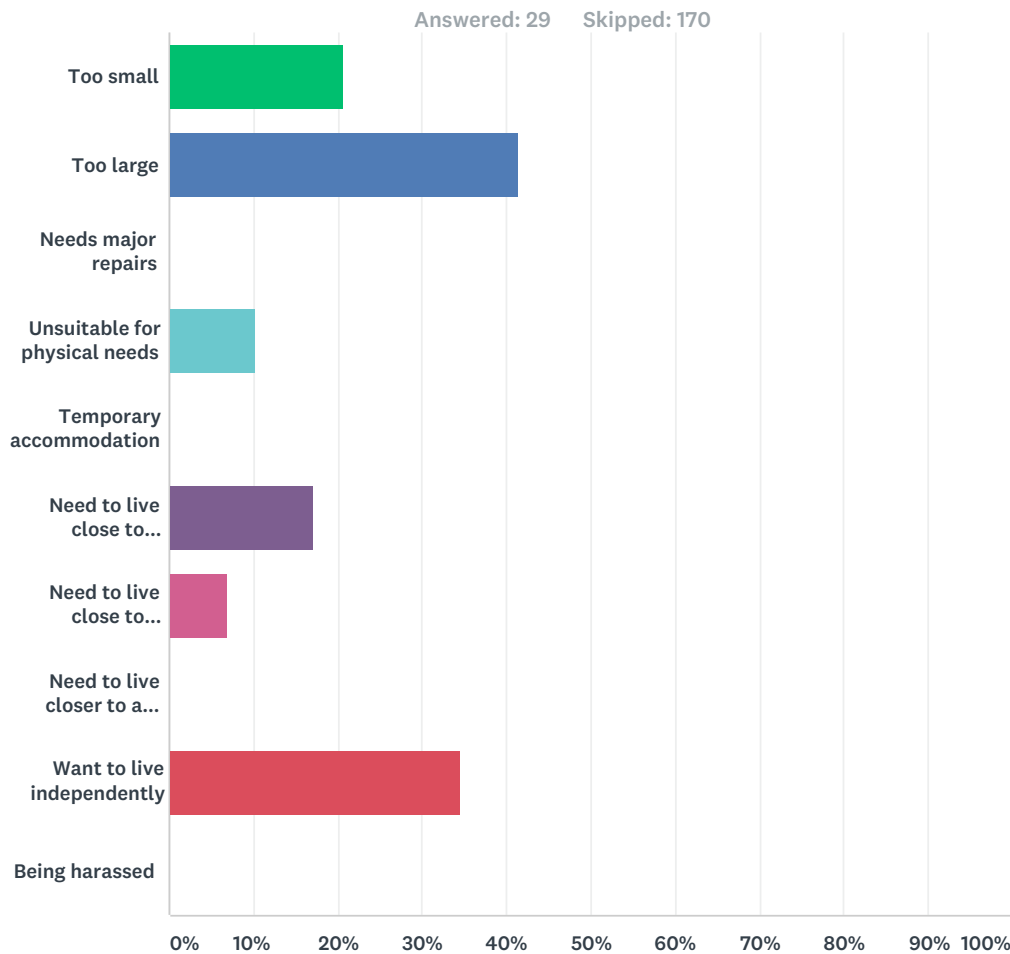
Answer Choices	Responses	
Single	20.00%	6
Couple	40.00%	12
Family (one or two adults with one or more children)	40.00%	12
Other (please specify)	0.00%	0
TOTAL		30

Q26 When would the household expect to need to move?



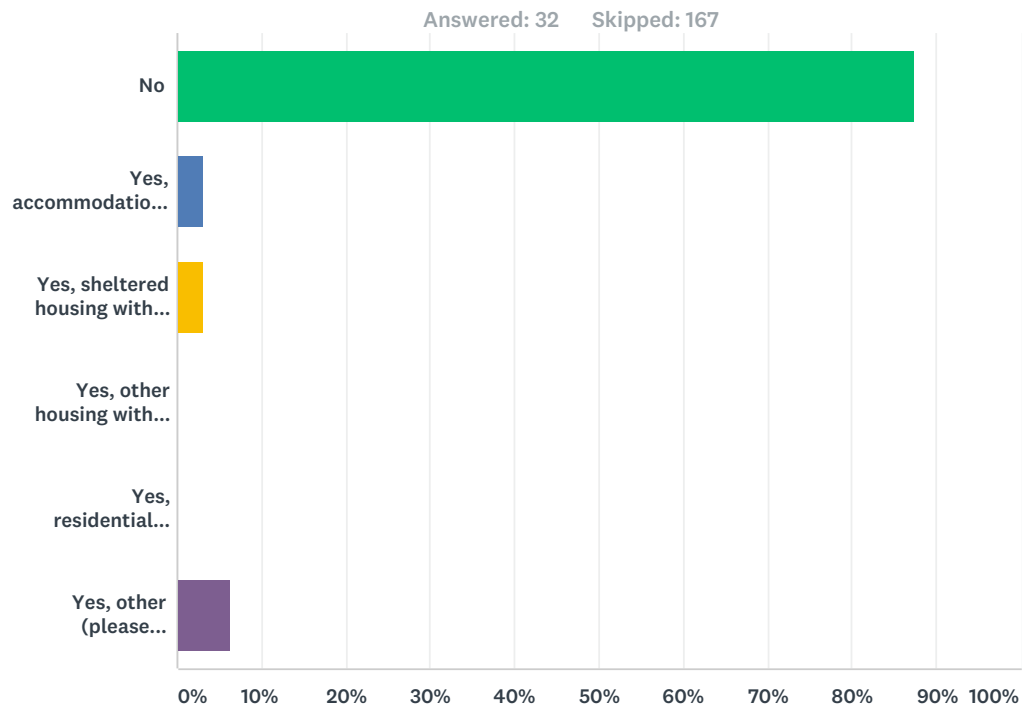
Answer Choices	Responses	
Within one year	0.00%	0
1-3 years	25.00%	8
3-5 years	9.38%	3
5+ years	65.63%	21
TOTAL		32

Q27 Please give the reasons why this household's current home does not meet the household's need? (Please select all the options that apply)



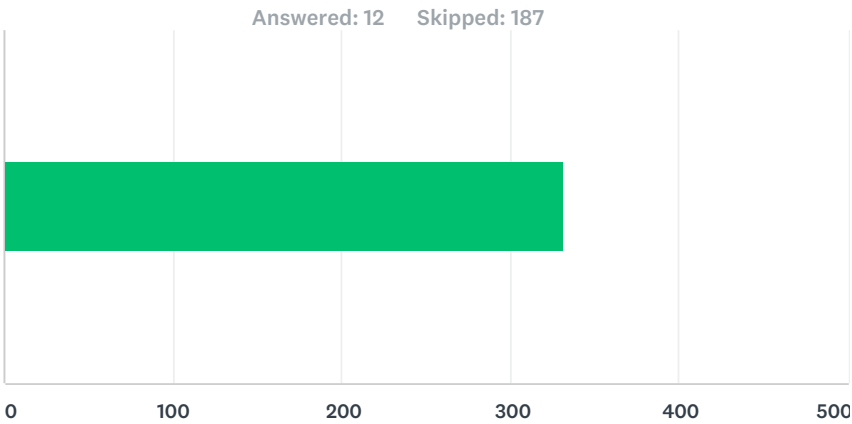
Answer Choices	Responses	
Too small	20.69%	6
Too large	41.38%	12
Needs major repairs	0.00%	0
Unsuitable for physical needs	10.34%	3
Temporary accommodation	0.00%	0
Need to live close to employment	17.24%	5
Need to live close to relative/family	6.90%	2
Need to live closer to a carer or to give care	0.00%	0
Want to live independently	34.48%	10
Being harassed	0.00%	0
Total Respondents: 29		

Q28 Does this household have a specialist housing need?



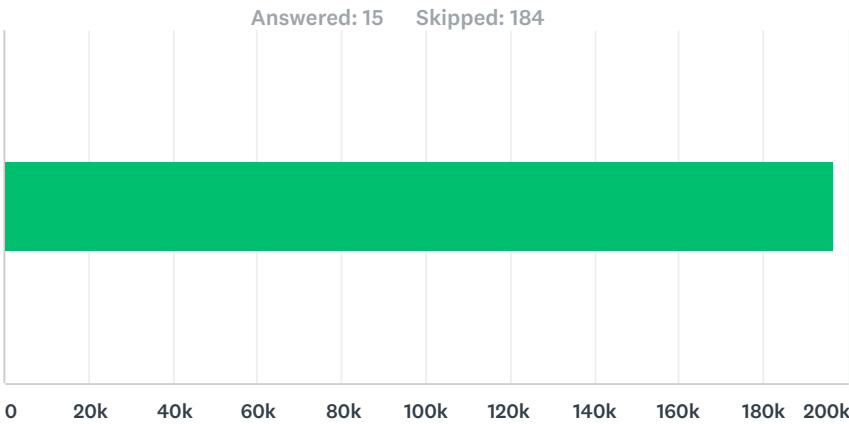
Answer Choices	Responses	
No	87.50%	28
Yes, accommodation on the ground floor	3.13%	1
Yes, sheltered housing with support services provided	3.13%	1
Yes, other housing with support services provided	0.00%	0
Yes, residential care	0.00%	0
Yes, other (please specify)	6.25%	2
TOTAL		32

Q29 How much would the household be able to afford if renting? It is normal to consider one third of the household's net income for the period. Please do not include housing benefit.



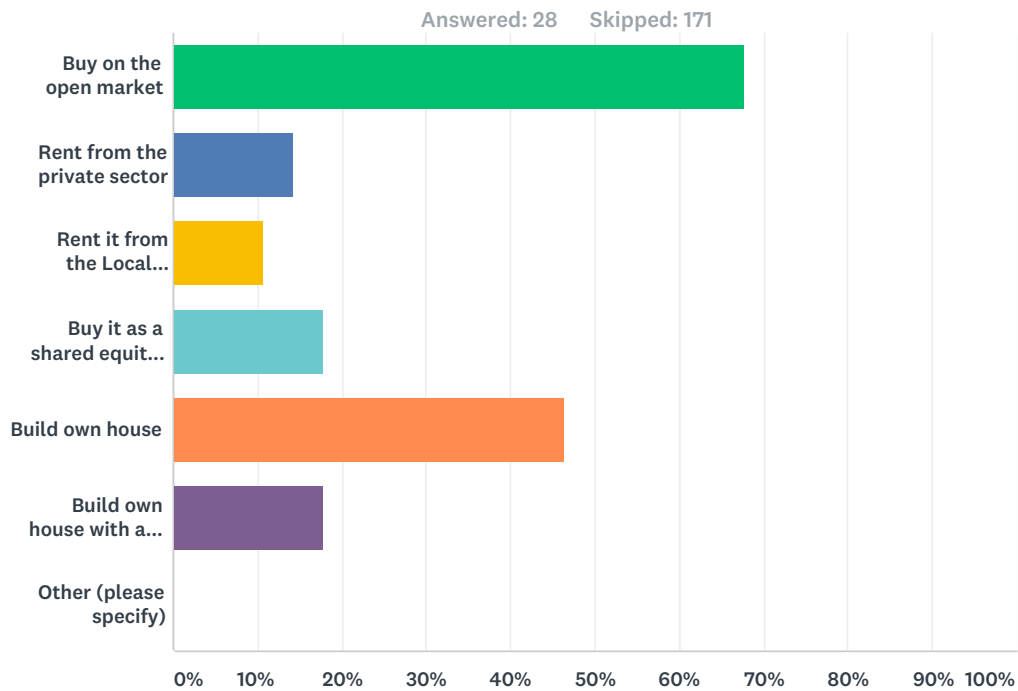
Answer Choices	Average Number	Total Number	Responses
	332	3,985	12
Total Respondents: 12			

Q30 How much would the household be able to afford if buying a property? It is normal to consider three times the household’s gross annual income for mortgage purposes plus any savings and equity the household may have in any property.



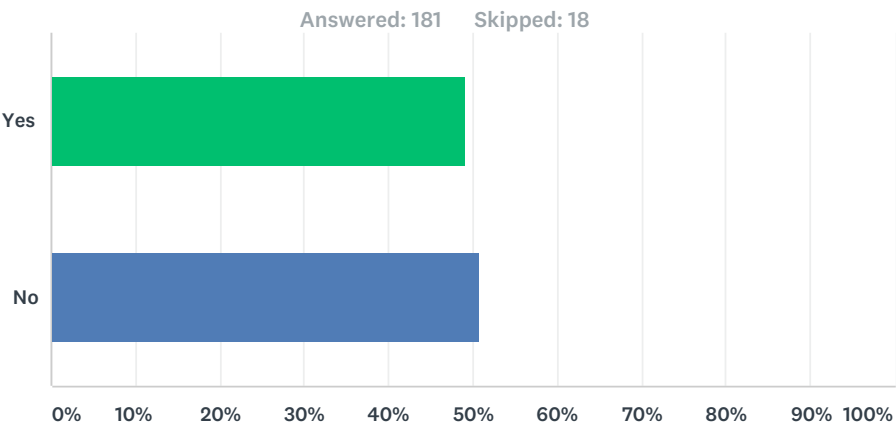
Answer Choices	Average Number	Total Number	Responses
	196,858	2,952,877	15
Total Respondents: 15			

Q31 How would this household consider paying for this accommodation? (Please select all the options that apply)



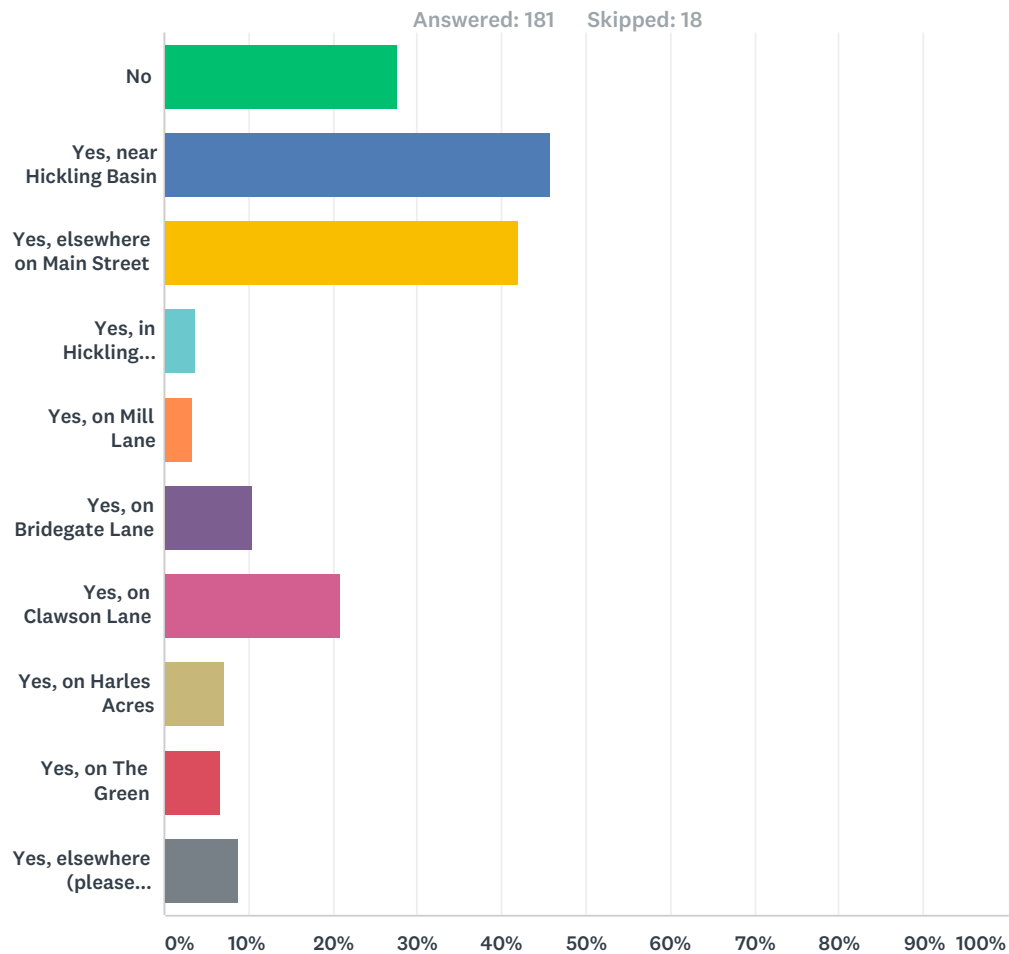
Answer Choices	Responses	
Buy on the open market	67.86%	19
Rent from the private sector	14.29%	4
Rent it from the Local Authority or Housing Association	10.71%	3
Buy it as a shared equity owner with the Local Authority or Housing Association	17.86%	5
Build own house	46.43%	13
Build own house with a grant/loan	17.86%	5
Other (please specify)	0.00%	0
Total Respondents: 28		

Q32 Would you support a Rural Exception Site for affordable housing?



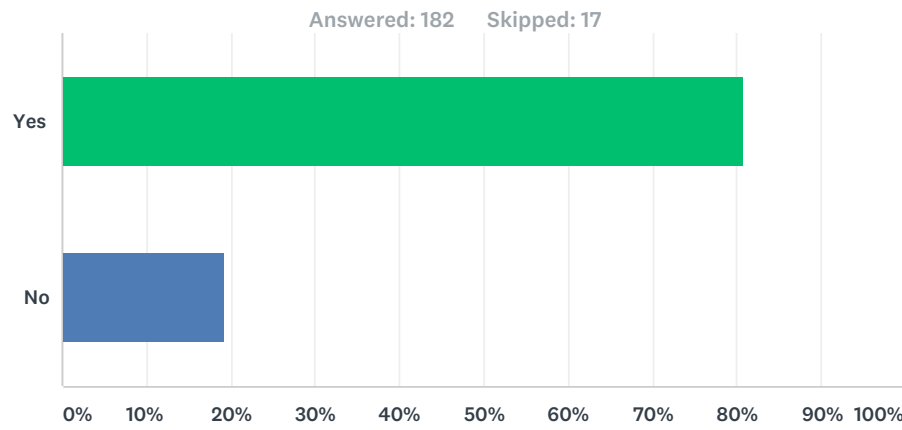
Answer Choices	Responses	
Yes	49.17%	89
No	50.83%	92
TOTAL		181

Q33 Have you experienced problems associated with inconsiderate parking? (Please select all the options that apply)



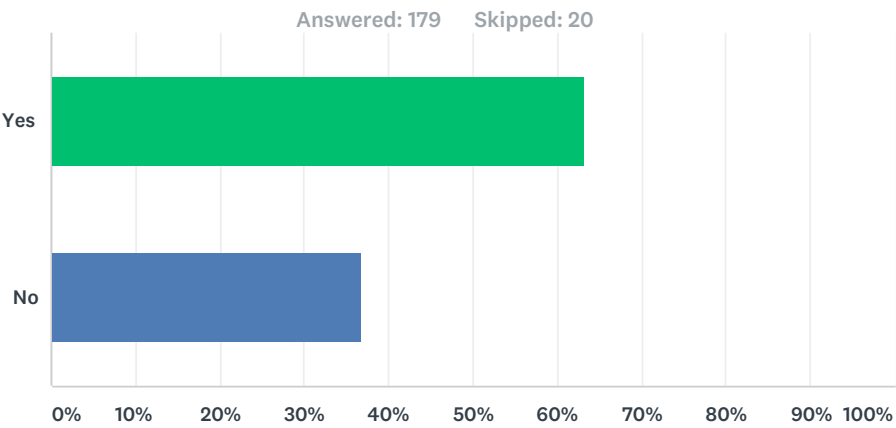
Answer Choices	Responses	
No	27.62%	50
Yes, near Hickling Basin	45.86%	83
Yes, elsewhere on Main Street	41.99%	76
Yes, in Hickling Pastures	3.87%	7
Yes, on Mill Lane	3.31%	6
Yes, on Bridegate Lane	10.50%	19
Yes, on Clawson Lane	20.99%	38
Yes, on Harles Acres	7.18%	13
Yes, on The Green	6.63%	12
Yes, elsewhere (please specify)	8.84%	16
Total Respondents: 181		

Q34 Is speeding traffic a problem?



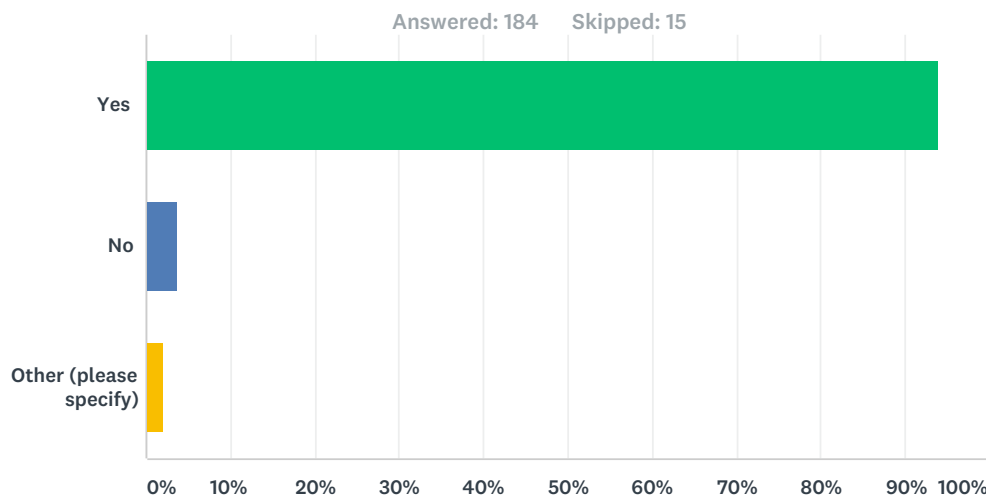
Answer Choices	Responses	
Yes	80.77%	147
No	19.23%	35
TOTAL		182

Q35 Is there a problem with too many lorries and HGVs in the area?



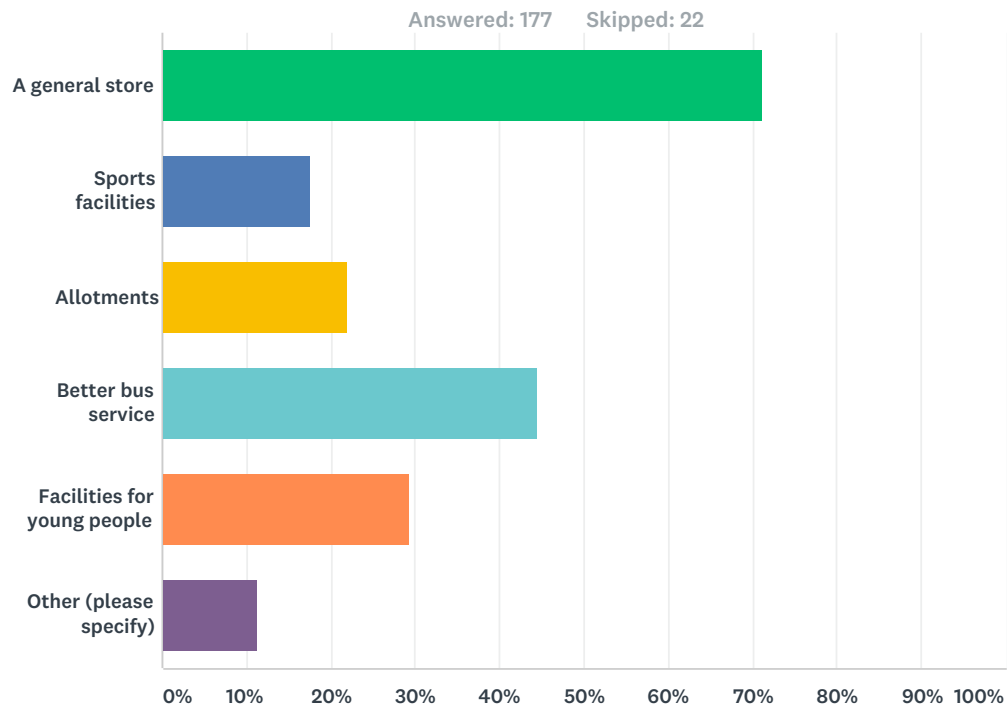
Answer Choices	Responses	
Yes	63.13%	113
No	36.87%	66
TOTAL		179

Q36 Should the Neighbourhood Plan be used to protect existing services and facilities?



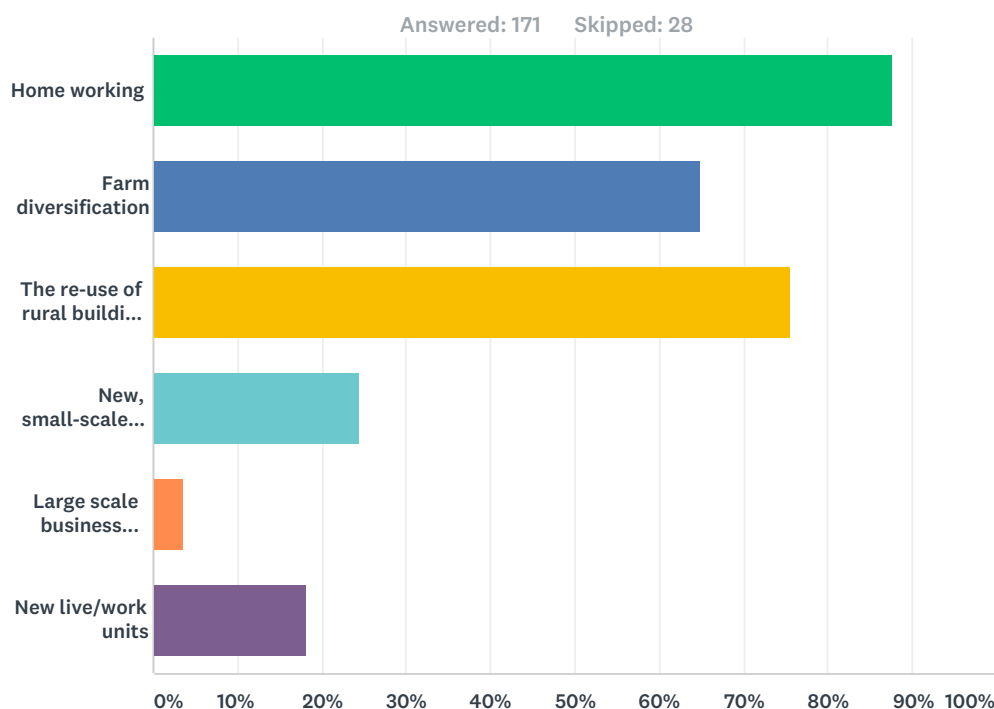
Answer Choices	Responses	
Yes	94.02%	173
No	3.80%	7
Other (please specify)	2.17%	4
TOTAL		184

Q37 Are there any additional services and facilities you would like to see? (Please select all the options that apply)



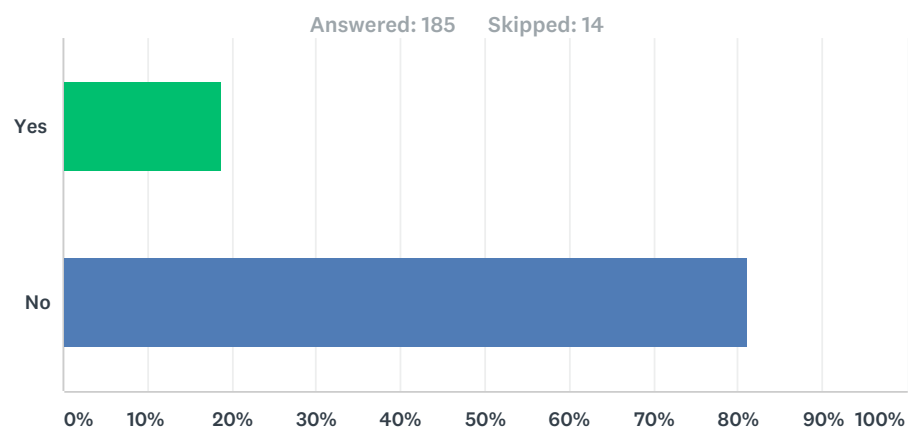
Answer Choices	Responses	
A general store	71.19%	126
Sports facilities	17.51%	31
Allotments	22.03%	39
Better bus service	44.63%	79
Facilities for young people	29.38%	52
Other (please specify)	11.30%	20
Total Respondents: 177		

Q38 Which of the following economic activities would you support in the parish? (Please select all the options that apply)



Answer Choices	Responses	
Home working	87.72%	150
Farm diversification	64.91%	111
The re-use of rural buildings for business use	75.44%	129
New, small-scale buildings for business use	24.56%	42
Large scale business development	3.51%	6
New live/work units	18.13%	31
Total Respondents: 171		

Q39 Do you own a business that is based in the parish?

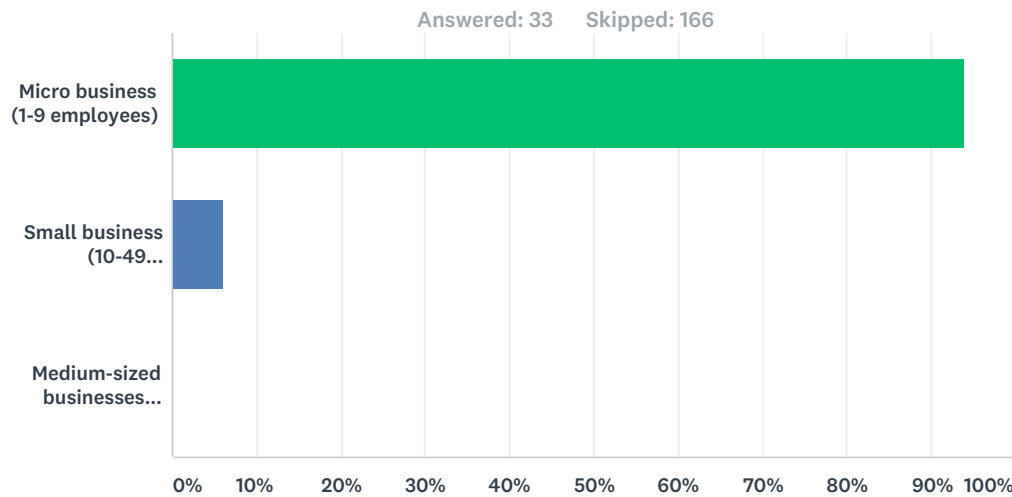


Answer Choices	Responses	
Yes	18.92%	35
No	81.08%	150
TOTAL		185

Q40 What is the name of your business?

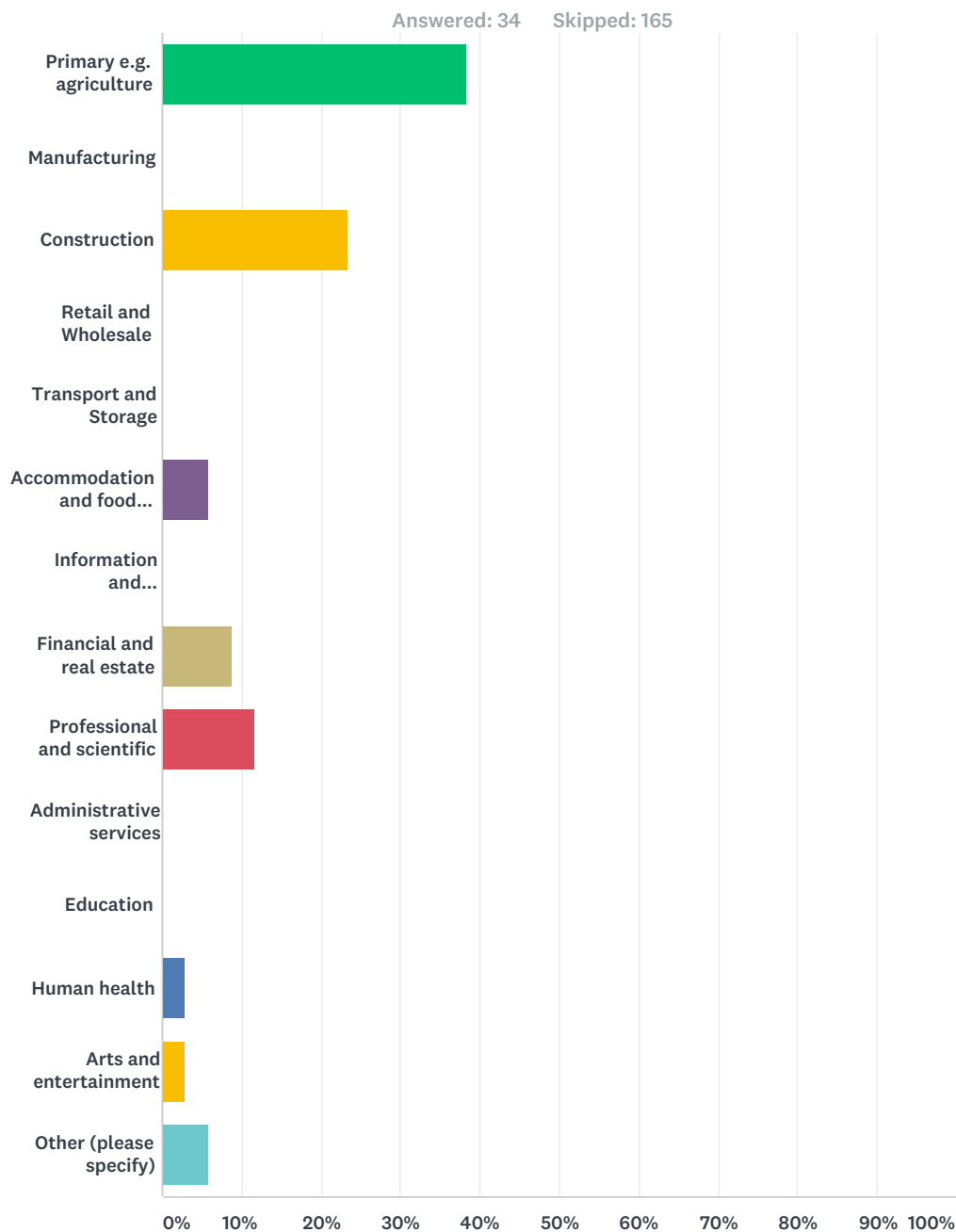
Answered: 24 Skipped: 175

Q41 What size is your business?



Answer Choices	Responses	
Micro business (1-9 employees)	93.94%	31
Small business (10-49 employees)	6.06%	2
Medium-sized businesses (50-249 employees)	0.00%	0
TOTAL		33

Q42 What type of economic activity is your business engaged in?

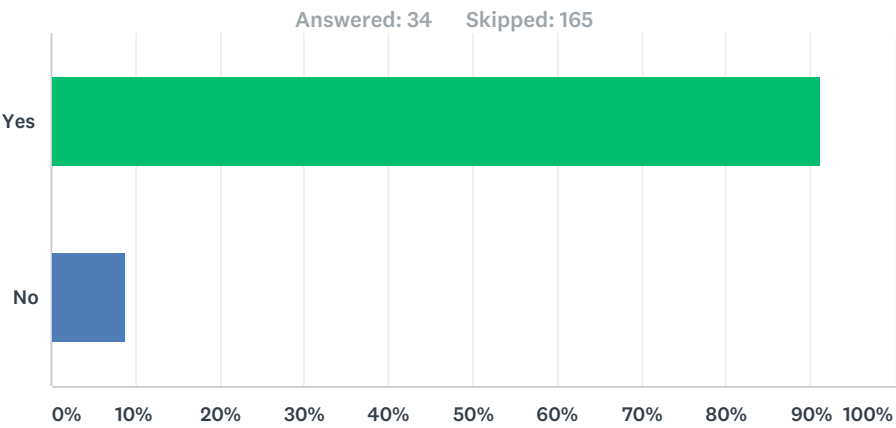


Answer Choices	Responses	
Primary e.g. agriculture	38.24%	13
Manufacturing	0.00%	0
Construction	23.53%	8
Retail and Wholesale	0.00%	0
Transport and Storage	0.00%	0
Accommodation and food service	5.88%	2
Information and communication	0.00%	0
Financial and real estate	8.82%	3

Hickling and Hickling Pastures Neighbourhood Plan

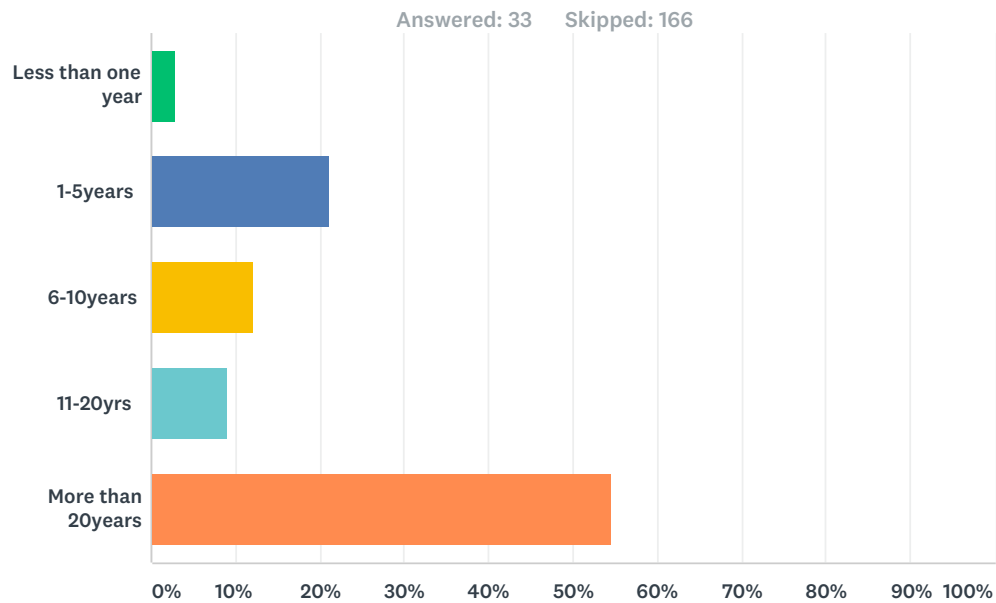
Professional and scientific	11.76%	4
Administrative services	0.00%	0
Education	0.00%	0
Human health	2.94%	1
Arts and entertainment	2.94%	1
Other (please specify)	5.88%	2
TOTAL		34

Q43 Is the business premise also your home?



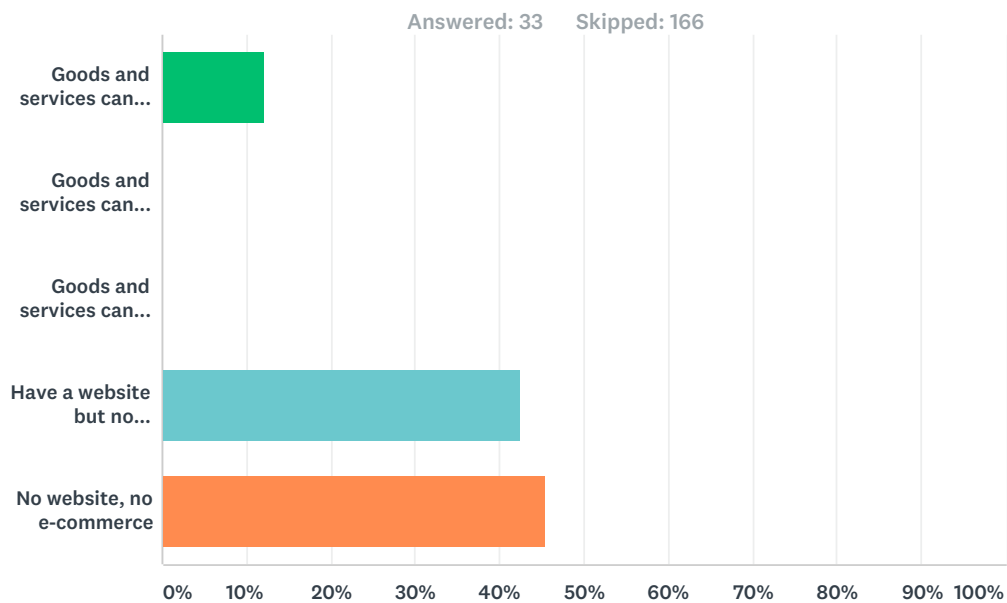
Answer Choices	Responses	
Yes	91.18%	31
No	8.82%	3
TOTAL		34

Q44 What is the age of your business?



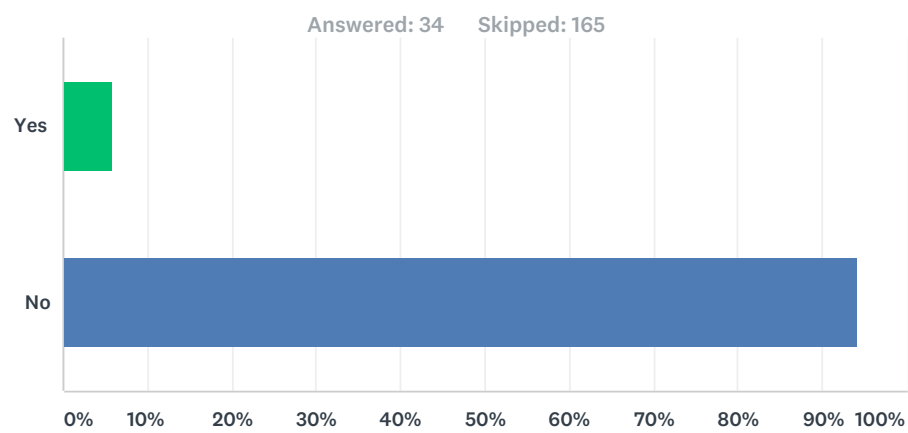
Answer Choices	Responses	
Less than one year	3.03%	1
1-5years	21.21%	7
6-10years	12.12%	4
11-20yrs	9.09%	3
More than 20years	54.55%	18
TOTAL		33

Q45 Does your business engage in e-commerce? (Please select all the options that apply)



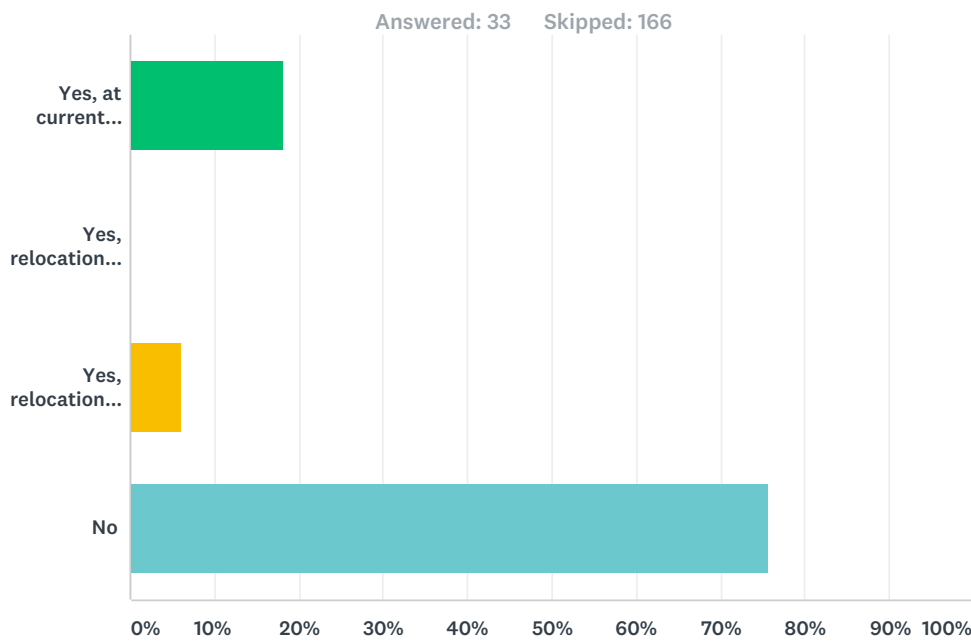
Answer Choices	Responses	
Goods and services can be ordered directly from our website	12.12%	4
Goods and services can be ordered directly from a 3rd party website	0.00%	0
Goods and services can be ordered from social media	0.00%	0
Have a website but no e-commerce	42.42%	14
No website, no e-commerce	45.45%	15
Total Respondents: 33		

Q46 Do you plan to close or transfer your business in the next five years?



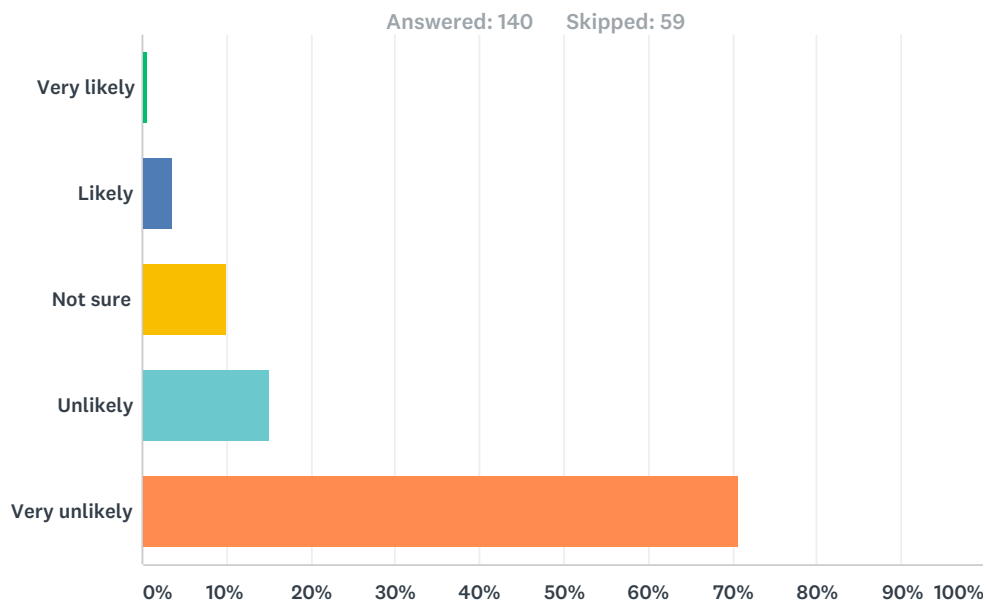
Answer Choices	Responses	
Yes	5.88%	2
No	94.12%	32
TOTAL		34

Q47 Do you require additional business space in the next three years?



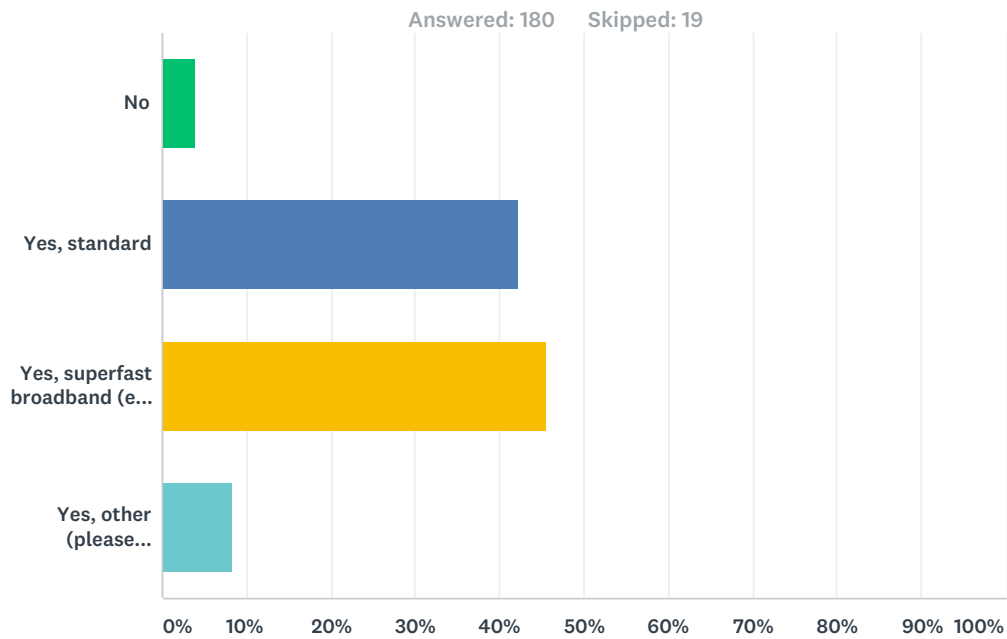
Answer Choices	Responses	
Yes, at current location	18.18%	6
Yes, relocation within the parish	0.00%	0
Yes, relocation outside the parish	6.06%	2
No	75.76%	25
TOTAL		33

Q48 How likely are you to set up a business within the parish in the next 10 years?



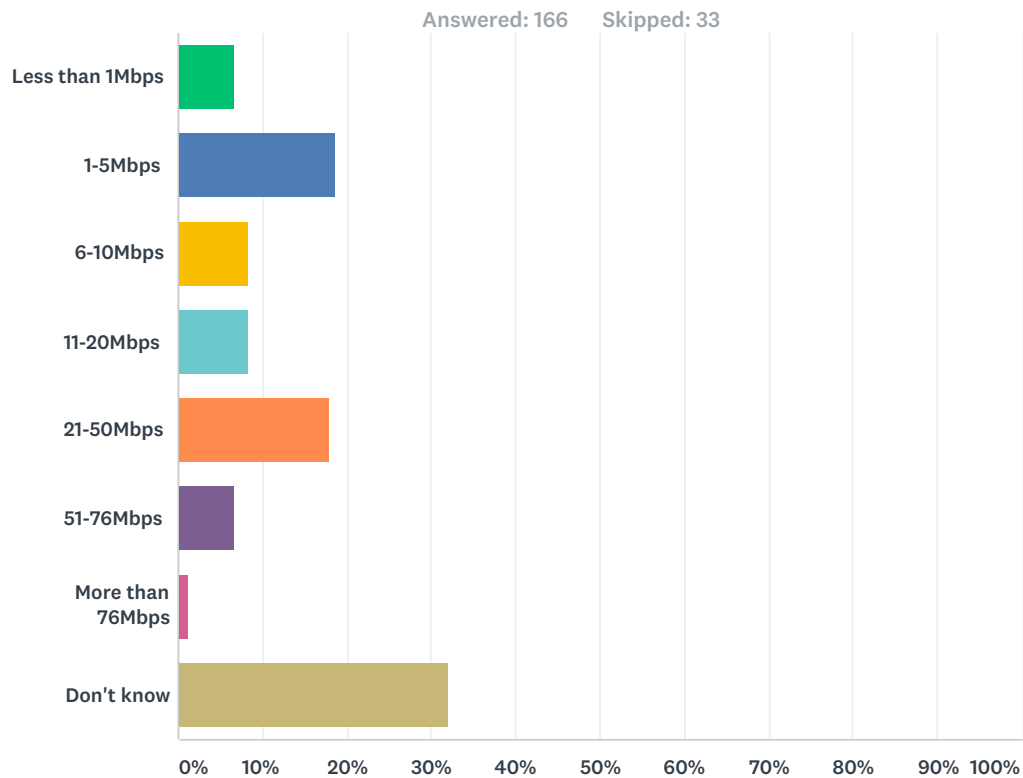
Answer Choices	Responses	
Very likely	0.71%	1
Likely	3.57%	5
Not sure	10.00%	14
Unlikely	15.00%	21
Very unlikely	70.71%	99
TOTAL		140

Q49 Does your home have an internet connection?



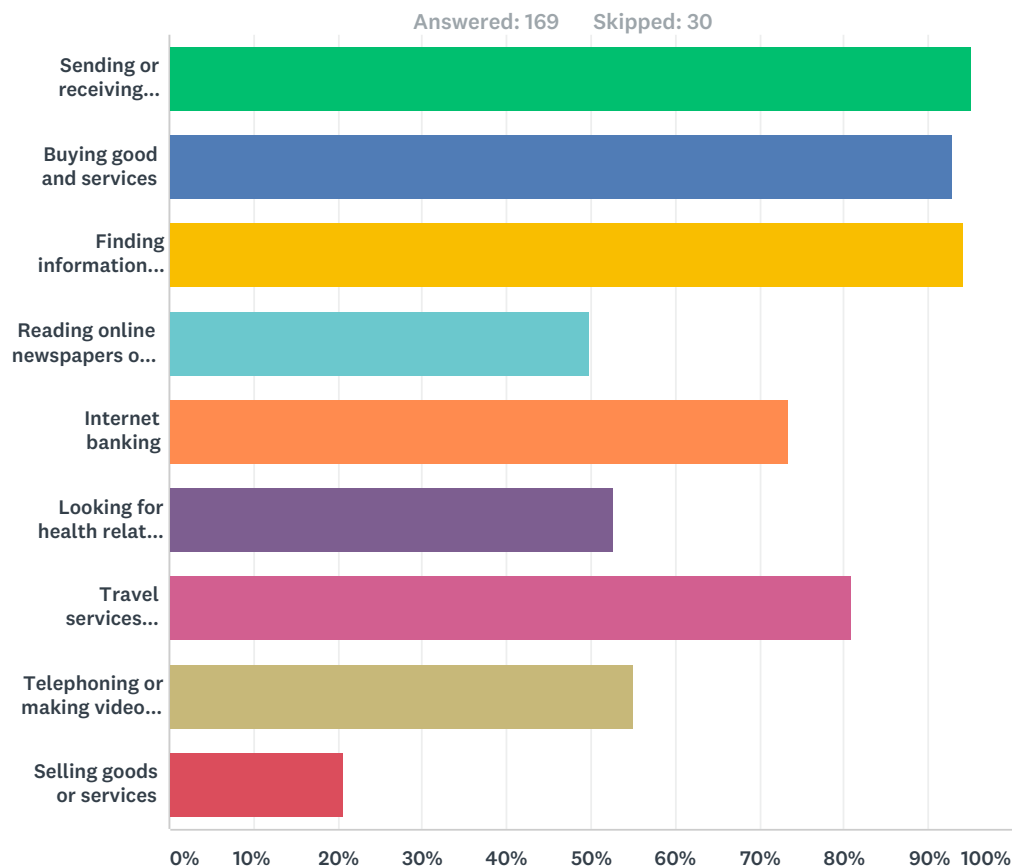
Answer Choices	Responses	
No	3.89%	7
Yes, standard	42.22%	76
Yes, superfast broadband (e.g. BT infinity)	45.56%	82
Yes, other (please specify)	8.33%	15
TOTAL		180

Q50 How fast is your internet connection? (download speed)



Answer Choices	Responses	
Less than 1Mbps	6.63%	11
1-5Mbps	18.67%	31
6-10Mbps	8.43%	14
11-20Mbps	8.43%	14
21-50Mbps	18.07%	30
51-76Mbps	6.63%	11
More than 76Mbps	1.20%	2
Don't know	31.93%	53
TOTAL		166

Q51 Which of the following activities do you use the internet for? (Please select all those that apply)



Answer Choices	Responses	
Sending or receiving emails	95.27%	161
Buying good and services	92.90%	157
Finding information about goods and services	94.08%	159
Reading online newspapers or magazines	49.70%	84
Internet banking	73.37%	124
Looking for health related information	52.66%	89
Travel services including booking holiday accommodation	81.07%	137
Telephoning or making video calls e.g. Skype	55.03%	93
Selling goods or services	20.71%	35
Total Respondents: 169		

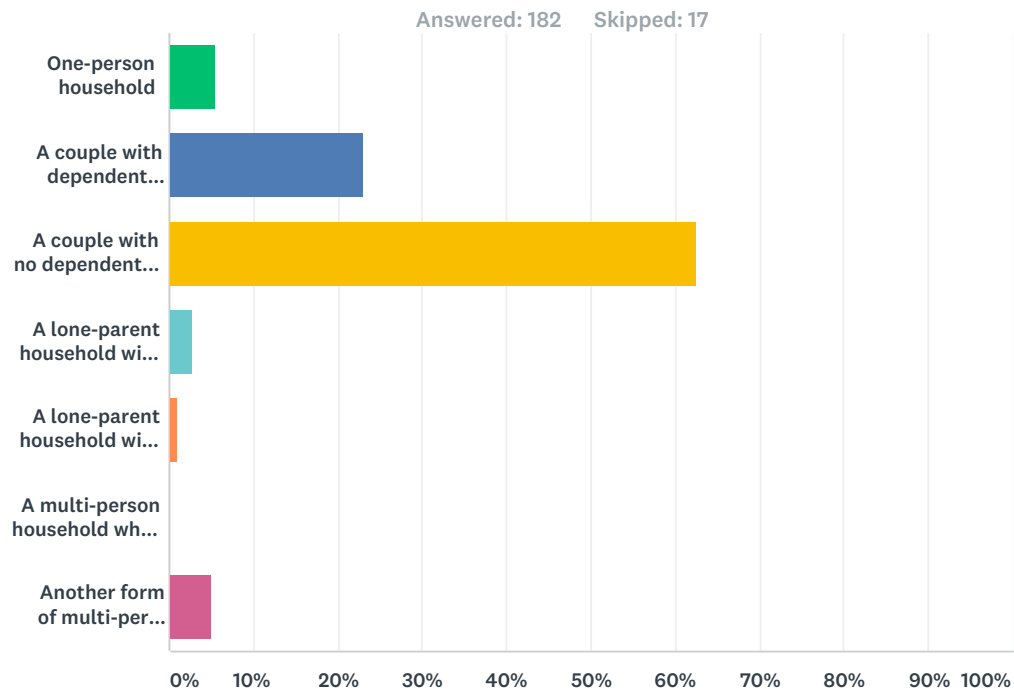
Q52 What is the five-digit code number on the front of your questionnaire?

Answered: 183 Skipped: 16

Q53 At what email address would you like to be contacted?

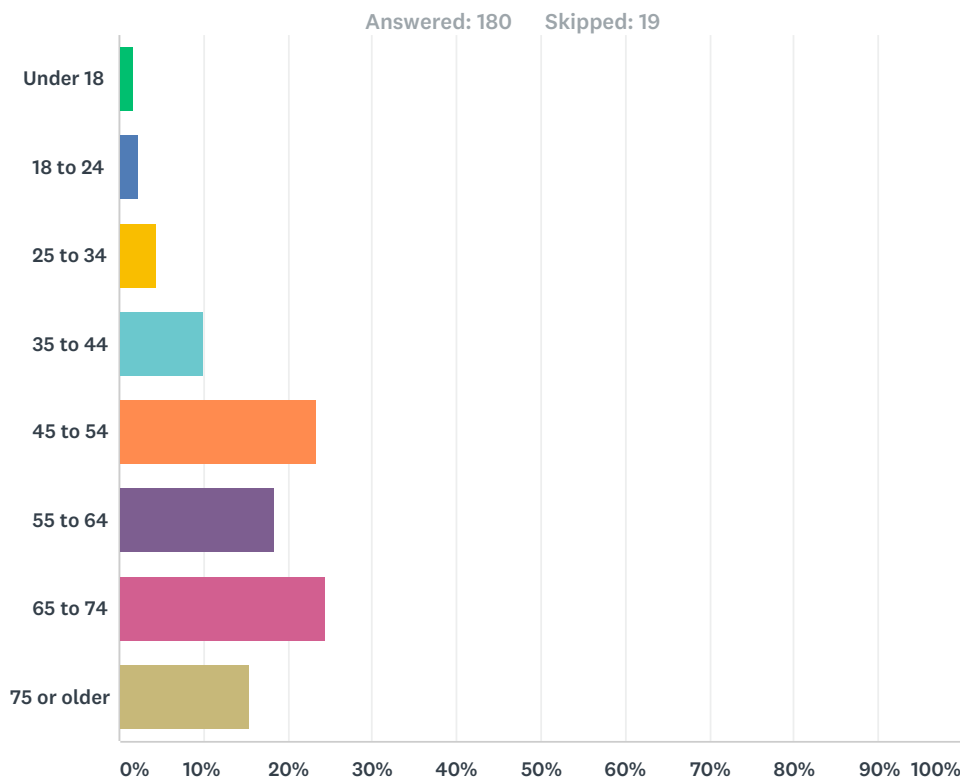
Answered: 101 Skipped: 98

Q54 What type of household do you live in?



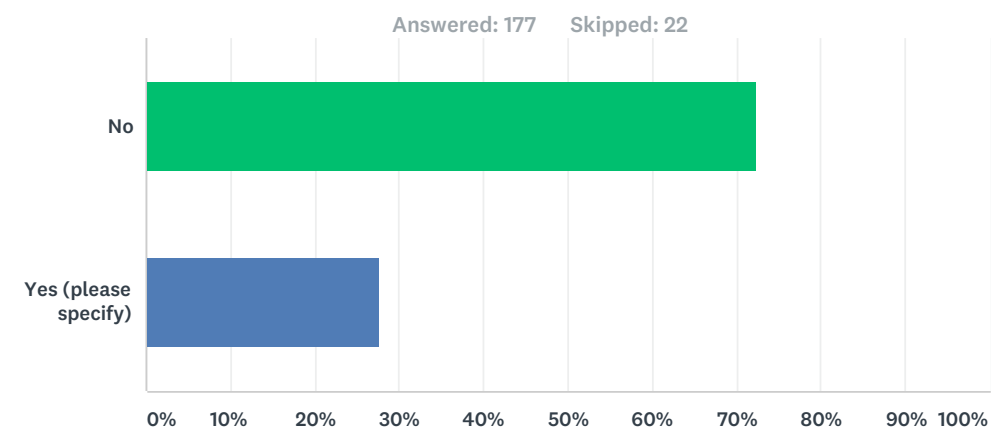
Answer Choices	Responses	
One-person household	5.49%	10
A couple with dependent children	23.08%	42
A couple with no dependent children	62.64%	114
A lone-parent household with dependent children	2.75%	5
A lone-parent household with no dependent children	1.10%	2
A multi-person household where all are students	0.00%	0
Another form of multi-person household	4.95%	9
TOTAL		182

Q55 What is your age?



Answer Choices	Responses	
Under 18	1.67%	3
18 to 24	2.22%	4
25 to 34	4.44%	8
35 to 44	10.00%	18
45 to 54	23.33%	42
55 to 64	18.33%	33
65 to 74	24.44%	44
75 or older	15.56%	28
TOTAL		180

Q56 Do you have any further comments?



Answer Choices	Responses	
No	72.32%	128
Yes (please specify)	27.68%	49
TOTAL		177